

Winter Service Scheme 2019/20

David Massey

Performance and Engagement Manager

Tim Beard

Senior Health and Safety Consultant


Economy, Transport and Environment

Housekeeping



Overview

- Winter Service Scheme
- Snow Clearing in Practice
- Risk Assessment
- Communication



Winter Service Scheme 2018/19



81 town and parish councils took part with
76 involved in snow clearing and **5**
providing information only


78 schools had also agreed to clear snow
from outside of their premises

53.5 tonnes of grit was delivered a total
of **2,675** bags each containing **20 kg** of
grit



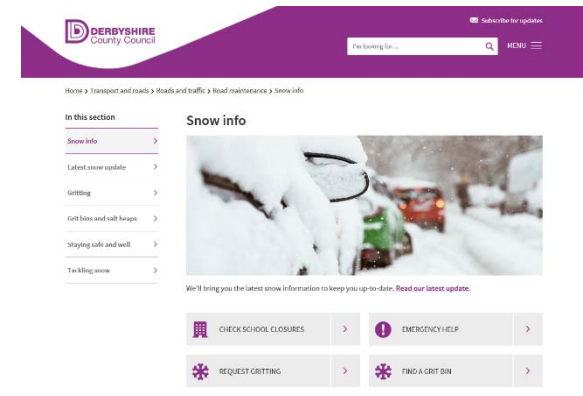
What do Snow Wardens do?

- Help deal with potential heavy snow fall and ice
- Provide information on local conditions using the County Council's website
- Report situations that affect vulnerable residents
- Coordinate volunteers to clear snow and distribute grit
- Report empty grit bins



What will DCC provide?

- A free delivery of up to a tonne of salt (20kg bags)
- A website facility to report snow clearing activities and to notify the Council of any problems/issues in your local area
- Early notification of severe weather affecting your area adapted from Met Office weather reports




Snow Clearing in Practice

Tim Beard
Senior Health and Safety Consultant

Will I get sued?

- Don't believe the myths!
- It's unlikely you'll be sued for any injuries if you have cleared the path carefully and left it in a better state than it was before you started to clear snow
- Follow the Government Snow Code
- To date there have been no claims



WINTER SERVICE FIT TO PARTICIPATE FORM



Do you consider yourself to be physically capable of carrying out the work involved?

Carrying out snow clearing activity can be physically demanding and tiring.

If you are pregnant or have any pre-existing health problems, e.g. angina or back pain, or you are not sure whether you are fit enough to carry out the work involved, please seek advice from your GP before you complete this form.

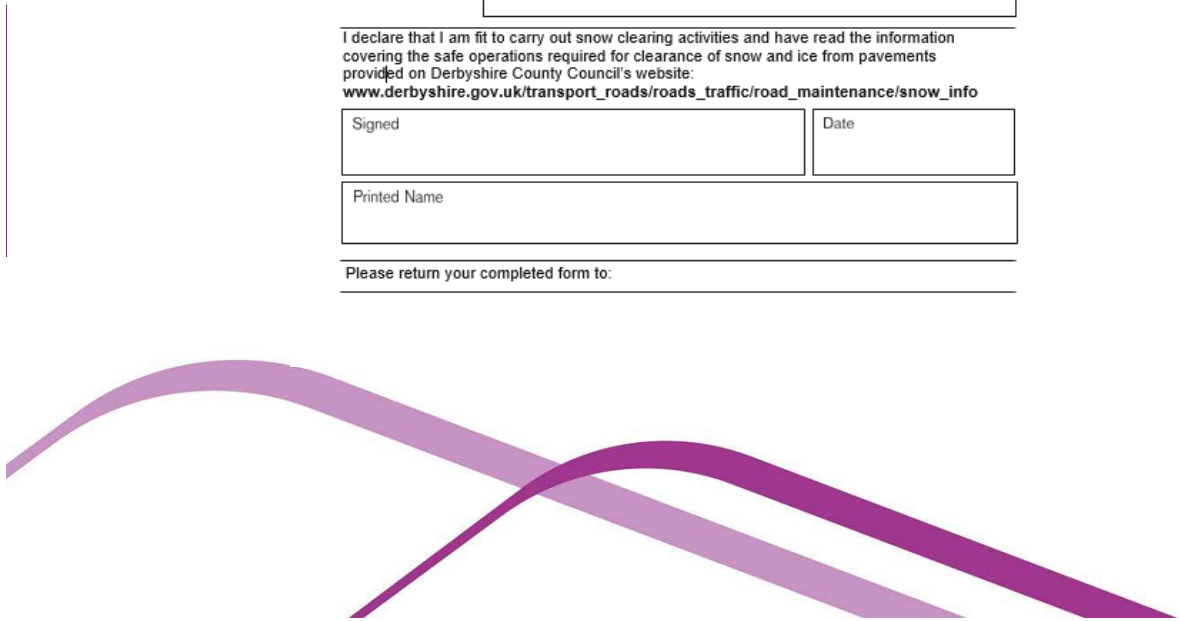
First Name	<input type="text"/>
Surname	<input type="text"/>
Parish or Town Council	<input type="text"/>
Address	<input type="text"/>
	Postcode
Contact Number(s)	<input type="text"/>
Email Address	<input type="text"/>

I declare that I am fit to carry out snow clearing activities and have read the information covering the safe operations required for clearance of snow and ice from pavements provided on Derbyshire County Council's website:

www.derbyshire.gov.uk/transport_roads/roads_traffic/road_maintenance/snow_info

Signed	<input type="text"/>	Date	<input type="text"/>
Printed Name	<input type="text"/>		

Please return your completed form to:





Where & when to clear snow

Where

- Plan of locations needed
- Based on available resources

When

- It's easier to shift fresh snow
- Avoid hours of darkness



How to clear snow

- Work within your own capabilities
- Ensure all safety equipment is worn/used
- Clear snow and ice from the footway only
- Remove snow / ice and apply salt




Do's and don'ts

- Do get help to move the salt bags to strategic locations before you need them
- Do pay extra attention to snow and ice from steps and steep pathways - you might need to use more salt on these areas
- Do keep in contact with Snow Warden (Town/ Parish Council)
- Do clear sufficient width (1.2m to 1.5m)




Manual Handling

- Warm up your muscles before doing the heavy work. Stiff muscles that work hard are more prone to injury
- Wear layers of clothing
- Don't move snow twice
- Move snow the shortest distance possible



Manual Handling

- Keep your back straight as you move from the squat position to the upright position
- Use your shoulder muscles as much as possible
- As you lift the snow shovel, hold it as close to your upper body as possible
- Don't twist your upper body as you throw snow



Manual Handling

- Pace yourself
- Use a shovel that fits you. It should be a comfortable height and head width. It shouldn't be too heavy
- Keep a fair amount of space between your hands in order to increase lifting leverage





Manual Handling

- Use your leg muscles as much as possible - push snow when you can and use your legs to lift when you can't push it
- Use your legs, not your spine - don't bend over at the waist when lifting
- Don't try to get all the way down to the bottom of deep snow all at once. Try to scoop a few small loads instead of fewer big ones



Grit Spreading Demo




Risk Assessment...

- Identify the hazards
- Identify who may be harmed and how
- Put in control measures to mitigate risks
- Record risk assessment
- Review as necessary

Communication

- [Report your snow clearing activity](#)
- Help us to co-ordinate activities
- Ensure duplication of effort is kept to a minimum
- Maximise resources and direct them to the areas of most need



How to Communicate

Online form (preferred option):

www.derbyshire.gov.uk/snowwardens

Phone (if unable to access website) :

Call Derbyshire:

01629 533190



In this section

- [Snow info](#)
- [Latest snow update](#)
- [Gritting](#)
- [Grit bins and salt heaps](#)
- [Staying safe and well](#)
- [Tackling snow](#)

Snow info



We'll bring you the latest snow information to keep you up-to-date. [Read our latest update.](#)

CHECK SCHOOL CLOSURES >	EMERGENCY HELP >
REQUEST GRITTING >	FIND A GRIT BIN >

Gritting

Find out why, when and where we grit.

[Read more](#)



Grit bins

Find a grit bin near you or report a problem.

[Read more](#)



Stay warm this winter

Advice on staying safe and well.

[Read more](#)



Do it now

Grit bin and salt heap report form

Please select from one of the following options:



New grit bin
request



Grit bin refill



Salt heap re-
stock



Any other issue



Find a grit bin

Grit bin and salt heap report form

Please select from one of the following options:



Grit bin refill request





We are not responsible for all of the grit bins in Derbyshire. Some are managed by [district councils](#) or a [local parish](#). If the grit bin is clearly marked with a grit bin ID we'll do our best to deal with the issue or pass on information where appropriate.

To report a problem you must locate and click on the grit bin on the map below to ensure that the grit bin ID and its location is correct.

You can search by grit bin ID, postcode, place name or street. You can also zoom in on the map to locate bins in your area.

Plot Location

Grit bin locations 



Leaflet | © Crown copyright and database rights 2019. Ordnance Survey 100023251

If you are having trouble using the map to locate the position of the fault or request please see our [self help guide](#) for more information.

Select Location and complete form

Map position: 53.22503509, -1.45908147

Please select from one of the following options.

Grit bin: GB2276 - Location: Ashton Close, junction with Lake View Avenue adjacent to property number

Description

Please provide as much detail as possible in your report including the time and date that you observed the issue (maximum 600 characters).

Responsibility: Derbyshire County Council - Fault: Responsibility: Derbyshire County Council - Fault: Grit bin refill

Save

Cancel

Complete contact details

In case we need a bit more information to respond to your report or request it would be useful to have a method of contacting you.

Your details will not be passed on to any other outside agencies.

- You can contact me by email
- You can contact me by phone
- I don't want to provide contact details

Your name

Title *

Mr



First name

A N

Surname *

Other

Your email address

If an email address is provided we will send a confirmation of this report or request.

This email address will also be used if you allow us to make contact if we need further information and to provide appropriate updates.

Your email address *


another@someemail.com

Any Questions?



If you have issues you would like to raise
after today, please email

snow@derbyshire.gov.uk



Thank you for taking part in the Snow Warden Scheme for 2019/20

