



# Waste Action Plan for Chesterfield

**Derbyshire and Derby City Joint Municipal  
Waste Management Strategy  
2013-2026**




**CHESTERFIELD**  
BOROUGH COUNCIL



**recycle**  
for Derby  
and Derbyshire

January 2016



## Contents

<b>1. Introduction</b> .....	1
1.1 Chesterfield Borough Council.....	1
1.2 Derbyshire and Derby City Joint Municipal Waste Management Strategy.....	1
<b>2. Existing Waste Management Services</b> .....	2
2.1 Waste Prevention and Reuse.....	2
2.2 Kerbside Dry Recycling Collection Service.....	3
2.3 Kerbside Garden Waste Collection Service.....	4
2.4 Kerbside General Waste Collection Service.....	5
2.5 Bring Sites.....	6
2.6 Other Waste Collection Services.....	6
<b>3. Waste Management Service Performance</b> .....	8
3.1 Service Performance.....	8
3.2 Future Performance Projections.....	9
<b>4. Action Plan</b> .....	11
4.1 Waste Prevention and Reuse Initiatives.....	11
4.2 Recycling and Composting Initiatives.....	12
Kerbside Dry Recycling Collection Service.....	12
Kerbside Garden Waste Collection Service.....	12
Kerbside General Waste Collection Service.....	13
Bring Sites.....	13
Other Waste Collection Services.....	13
4.3 Communication and Promotional Activity.....	14
4.4 Carbon Improvement Measures.....	14
4.5 Risk Assessment.....	15
4.6 Action Plan Timetable.....	16
4.7 Delivery of the Strategy.....	17



## 1. Introduction

### 1.1 Chesterfield Borough Council

Chesterfield Borough Council (CBC) is an urban local authority located in the largest town in Derbyshire close to the Peak District National Park. The population is 103,800 with a housing stock of 48,650. The main employment sectors are public services, education and health.

### 1.2 Derbyshire and Derby City Joint Municipal Waste Management Strategy

In 2013 the Derbyshire Waste Partnership (DWP), made up of all the councils in Derbyshire and Derby City Council, reviewed the Derbyshire and Derby City Joint Municipal Waste Management Strategy (DJMWMS). The revised strategy and supporting documentation can be found at: [www.derbyshire.gov.uk/wastestrategy](http://www.derbyshire.gov.uk/wastestrategy)

This action plan identifies the specific services that are currently provided or planned by CBC to help achieve the vision and objective of the strategy. A timetable of activities is given in Table 8 on page 16.





## 2. Existing Waste Management Services

This section summarises the waste management services currently provided by CBC, covering waste prevention, reuse, recycling, composting, general waste collections and related services. The key waste management services currently offered by CBC are outlined in a set of tables.

In October 2011, the Council introduced a three wheeled bin collection system to increase recycling opportunities for householders. Recycling is collected in a blue bin, garden and food waste in a green bin and general waste in a black/grey wheeled bin. The standard wheeled bin size is 240 litres. Householders can opt for smaller or larger sizes in certain circumstances. All wheeled bin collection services are collected on alternate weeks throughout the year. A small number of properties remain on sacks for general waste and kerbside boxes/bags for recycling due to access and/or storage issues.

### 2.1 Waste Prevention and Reuse

The Council supports waste prevention, reduction and reuse initiatives. This includes working with the DWP to promote a range of initiatives such as home composting, food waste reduction (the Love Food Hate Waste campaign), furniture and textile reuse and real nappies.





## 2.2 Kerbside Dry Recycling Collection Service

The blue wheeled bin has an inner caddy for glass. All other items are placed in the main body of the bin. Multi-occupancy properties are provided with a communal bin for mixed recycling and a smaller bin for glass. Excess recyclate can be deposited alongside the blue bin on collection day. The majority of households receive a wheeled bin service with a smaller number remaining on kerbside boxes and reusable sacks. Household batteries are collected in a clear plastic bag. In December 2014 the collection of small WEEE (Waste Electrical & Electronic Equipment) was added to the kerbside recycling collections. Residents can leave small items on the top of the lid of their blue bin on collection day.

**Table 1 - Kerbside Dry Recycling Collection Service (2014/15 data)**

Description	Collection Details
Coverage	100% ( 48,800 households)
Receptacles	55 litre kerbside box/bag: 1.1% (523 households) Reusable sack (paper): 1.1% (523 households) 140 litre wheeled bin: 4.9% (2,485 households) 240 litre wheeled bin: 81.1% (39,982 households) 360 litre wheeled bin: 11.8% (5,816 households)
Collection frequency	Fortnightly
Materials collected	Paper, card, cans, glass, mixed plastic (including plastic film), batteries, aluminium foil, small WEEE
Service provider	Veolia Environmental Services
Term of contract	October 2011 - October 2018
Tipping point/Destination	Veolia MRF Mansfield
Tonnage collected 2014/15	8,842 tonnes



### 2.3 Kerbside Garden Waste Collection Service

The garden waste collection service operates on a fortnightly basis throughout the year. 88.7% of households are offered the service and are provided with green wheeled bins. From May 2014 a new food waste collection service began with food waste being collected with garden waste. The waste is made into soil improver at a new in-vessel composting facility at Arkwright, Chesterfield.

**Table 2 - Kerbside Garden Waste Collection Service (2014/15 data)**

Description	Collection Details
Current coverage	89.7% of households(43,778) are offered the service
Receptacles	Reusable sacks: 0.6% (317 households) 140 litre wheeled bin: 5.7% (2,853 households) 240 litre wheeled bin: 82.4% (40,608 households)
Collection frequency	Fortnightly
Materials collected	Food and Garden waste only
Service provider	Veolia Environmental Services
Term of contract	October 2011 - October 2018
Tipping point/destination	Sita In-vessel Composting Site Deepsic Lane Arkwright
Tonnage collected 2014/15	9,247 tonnes





## 2.4 Kerbside General Waste Collection Service

The majority of households receive a fortnightly general waste collection service with approximately 8-9% of households receiving a weekly collection service. Side waste is accepted only during extreme weather conditions if a collection is missed. Households with six or more full time occupants may request a 360 litre general waste bin. The Council assess if such properties are recycling prior to granting the larger bin.

**Table 3 - Kerbside General Waste Collection Service (2014/15 data)**

Description	Collection Details
Coverage	100% (48,800 households)
Receptacles	140 litre wheeled bin: 5.0% (2,485 households) 240 litre wheeled bin: 82.0% (39,982 households) 360 litre wheeled bin: 3.3% (1,592 households) Communal bin: 8.6% (4,224 households) Sacks: 1.1% (523 households)
Collection frequency	Fortnightly
Service provider	Veolia Environmental Services
Term of contract	October 2011 - October 2018
Tipping point/destination	100% Landfill (Erin, Chesterfield)
Tonnage collected 2014/15	22,663 tonnes



## 2.5 Bring Sites

Bring site provision has been removed as all households now have access to the full range of recycling at the kerbside. This will be reviewed on a regular basis to measure demand for specific materials.

## 2.6 Other Waste Collection Services

The Council provides a number of collection services that range from commercial waste, bulky waste from households, healthcare, street litter and fly-tipping. Each service is listed below in Table 4 and shows the performance archived during 2012/13.

*Table 4 - Other Waste Collection Services (2014/15 data)*

Collection Service	Collection and Performance Details
Commercial and chargeable household waste	Tonnage: 2,576 tonnes Number of customers: 700+ Destination: Landfill (Erin, Chesterfield)
Bulky waste	The bulky waste collection service is chargeable with a concessionary rate for householders in receipt of benefits. Bulky waste electrical items (fridges/freezers etc.) are collected for recycling. Bulky waste collections are mixed in with other household collection services. The exact tonnage collected is unknown. Tonnage: 43 tonnes electrical items for recycling. Number of appointments: 2,990 Tipping point/destination: Landfill (Erin, Chesterfield) Electrical items are sent to Sims Group (UK) Ltd





Collection Service	Collection and Performance Details
<p>Hazardous/Healthcare waste</p>	<p>Tonnage: 9 tonnes (infectious waste).            Number of collections/customers: 23-28 properties            Tipping point/destination: Energy from Waste, Eastcroft, Nottingham via Clover Nook transfer station at Alfreton.            Other Hygiene collections from 168 properties are sent to Landfill (Erin, Chesterfield) with all other general waste collected</p>
<p>Street litter/sweepings</p>	<p>Tonnage: 1,531 tonnes            Tipping point/destination: Landfill(Erin, Chesterfield)</p>
<p>Highways waste</p>	<p>Tonnage: 279 tonnes            Tipping point/destination: Landfill via Acidisation, Chesterfield</p>
<p>Fly-tipping (illegal dumping)</p>	<p>Co-collected with street litter/sweepings by Council cleansing teams.            Tonnage: 63 tonnes            Number of pickups: 200            Tipping point/destination: Landfill (Erin, Chesterfield)</p>
<p>Parks and Grounds waste</p>	<p>Tonnage: 813 tonnes            Tipping point/destination: Tenant Farm (Dunston)</p>



### 3. Waste Management Service Performance

This section summarises the service performance trends over the past seven years and forecasts future performance until 2016/17 based on the new recycling and composting services introduced in 2011.

#### 3.1 Service Performance

Table 5 highlights the positive impact on recycling performance created by the introduction of the blue recycling bin in October 2011 (this replaced the kerbside box collection service). There has also been an overall decline in the amount of green waste collected per household since 2011/12. Waste reduction (kg per household) is also evident with a significant decline recorded at the household level.

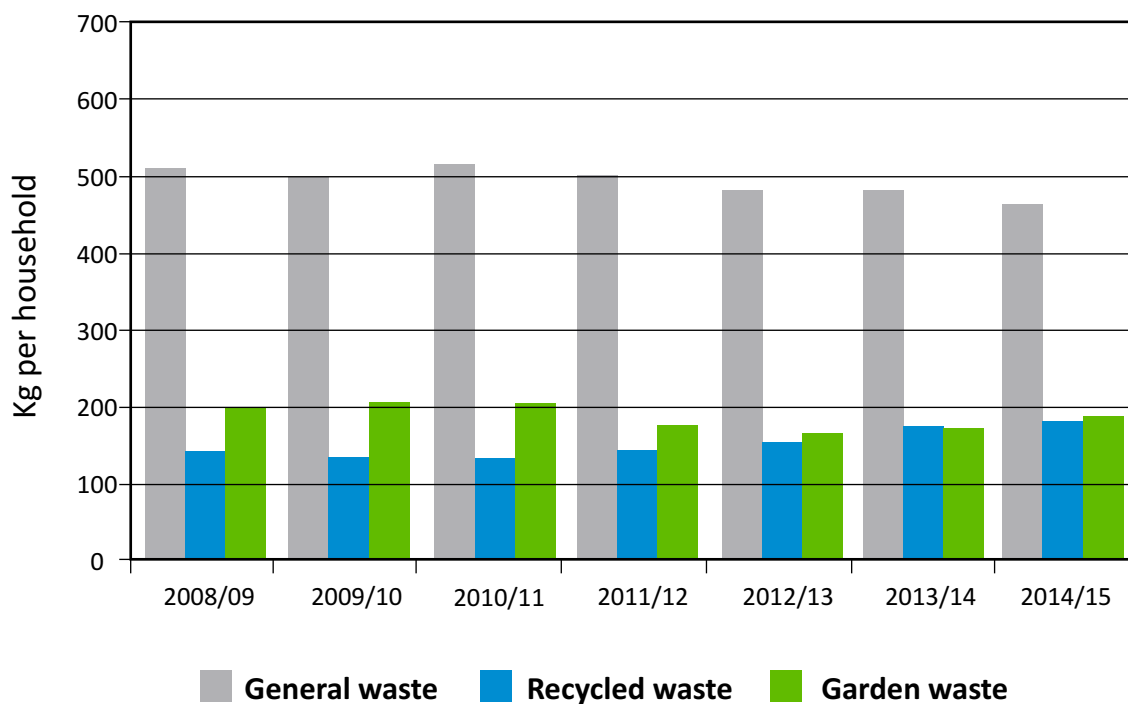
*Table 5 - Service Performance 2008/09 - 2014/15*

Description of Performance Category	2008/09	2009/10	2010/11	2011/12	2012/13	2013/14	2014/15
	Actual	Actual	Actual	Actual	Actual	Actual	Actual
Household waste recycled	16.9%	16.2%	15.7%	17.7%	19.0%	21.3%	21.9%
Household waste composted	23.4%	24.4%	23.7%	22.0%	21.4%	21.1%	22.6%
<b>Household waste recycled and composted</b>	<b>40.3%</b>	<b>40.6%</b>	<b>39.4%</b>	<b>39.7%</b>	<b>40.4%</b>	<b>42.4%</b>	<b>44.5%</b>
General household waste collected (per household)	513kg	500kg	520kg	502kg	489kg	485kg	466kg
Garden waste collected (per household) from May 2014 food waste is included	201kg	206kg	203kg	183kg	175kg	178kg	190kg
Recyclables collected (per household)	145kg	136kg	135kg	147kg	156kg	179kg	183kg
<b>Total waste collected (per household)</b>	<b>859kg</b>	<b>842kg</b>	<b>858kg</b>	<b>832kg</b>	<b>820kg</b>	<b>842kg</b>	<b>839kg</b>



Figure 1 illustrates the changes in service performance over the past seven years. This shows that performance was relatively static until the 2011 service changes. General waste production per household is decreasing with recycling increasing.

**Figure 1 - Service Performance 2008/09 - 2014/15**



### 3.2 Future Performance Projections

CBC has set a target to recycle 45% of all waste by March 2016. CBC estimated performance projections from 2013/14 to 2017/18 are shown in Table 6 and shown in Figure 2. This shows that performance will grow during 2013/14 and will be maintained thereafter.

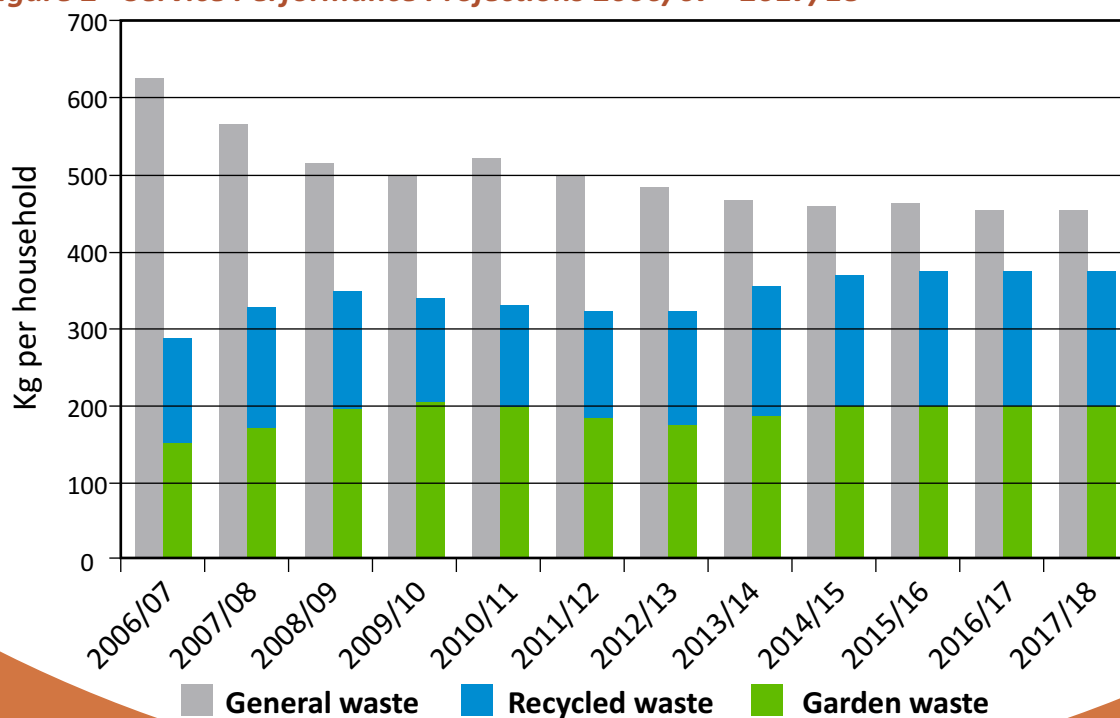




**Table 6 - Service Performance Projections**

Description of Performance Category	2013/14	2014/15	2015/16	2016/17	2017/18
Household waste recycled	21%	21.1%	21.3%	21.5%	21.7%
Household waste composted	23%	24%	24%	24%	24%
<b>Household waste recycled and composted</b>	<b>44%</b>	<b>44.7%</b>	<b>45%</b>	<b>45.4%</b>	<b>46%</b>
General household waste collected (per household)	470kg	460kg	460kg	450kg	450kg
Garden waste collected (per household)	190kg	200kg	200kg	200kg	200kg
Recyclables collected (per household)	180kg	180kg	180kg	180kg	180kg
<b>Total waste collected (per household)</b>	<b>830kg</b>	<b>830kg</b>	<b>830kg</b>	<b>830kg</b>	<b>820kg</b>

**Figure 2 - Service Performance Projections 2006/07 - 2017/18**





## 4. Action Plan

A summary of current or planned changes to waste management services is outlined in this section using the delivery options that have been identified in the strategy. These proposals will contribute to the vision and objectives of the strategy and drive change in waste prevention, reuse, recycling and composting by the Council.

### 4.1 Waste Prevention and Reuse Initiatives

The Council is committed to undertaking a number of initiatives to encourage and promote waste prevention and reuse.

The Council is considering policy development to reduce the standard general waste wheeled bin size from 240 litres. The proposal being considered is a gradual replacement of bins over time through requests for replacement bins etc. No timeline for implementation has been set should this initiative be approved.

The Council will further develop and promote the following initiatives in partnership with the DWP to prevent waste and encourage reuse:

- **A home composting scheme provided across the county that offers householders discounted compost bins and composting information.**
- **The national Love Food Hate Waste promotional campaign providing information and events for householders to reduce food waste by shopping more carefully, planning meals and using up their leftovers.**
- **Furniture reuse through local furniture projects and third sector organisations to encourage diversion of bulky waste materials from disposal providing good quality furniture to householders on a budget.**
- **Freecycle, Freegle, waste exchange sites and internet auction websites to encourage reuse.**
- **Waste prevention within the council to reduce waste and costs.**
- **The reuse and recycling of electrical and electronic equipment.**
- **On-going marketing and promotion to maximise waste prevention and reuse by householders.**
- **Support the County Council in working with charities and encourage households to donate more items.**



## 4.2 Recycling and Composting Initiatives

### **Kerbside Dry Recycling Collection Service**

The Council will further develop and promote the following initiatives to increase recycling:

- On-going marketing and promotion will help to maximise recycling activity by householders. This includes working to increase the capture of materials such as plastics and paper.
- Efforts to minimise contamination and increase public understanding of the importance of putting out the requested material will be further developed.
- Continue to promote the new collection of small WEEE with the blue bin.

### **Kerbside Garden Waste Collection Service**

The Council will further develop and promote the following initiatives to increase composting:

- On-going marketing and promotion will help to maximise composting activity by householders.
- The Council will utilise Derbyshire County Council funding to provide and promote kitchen caddies and will embark on an extensive promotional campaign to encourage householders and potentially commercial premises to use the new services.





### **Kerbside General Waste Collection Service**

The Council will further develop and promote the following initiatives to increase recycling:

- **There are no planned operational changes to the general waste collection service. The service will remain with Veolia Environmental Services until 2018.**
- **The plans to reduce general waste wheeled bin size will be considered. If implemented it would be on a gradual basis as bins require replacement.**
- **Fortnightly general waste collections will continue.**

### **Bring Sites**

There are currently no plans to reintroduce bring sites however this will be reviewed to assess overall requirements and demand.

### **Other Waste Collection Services**

Bulky waste collection service arrangements will be reviewed with consideration of opportunities to increase the reuse and recycling of bulky waste items collected. Options to review or amend call centre scripts will be the first step.



#### **4.3 Communication and Promotional Activity**

The Council will continue to pursue a wide range of promotional activity and funding opportunities where ever possible to facilitate this. The Council will increase door stepping activity in 2015/16 to promote existing service provision. There will be continued partnership working with schools and at public events.

#### **4.4 Carbon Improvement Measures**

The Council is continuously working towards operating efficient collection arrangements where feasible. The number of vehicles has been reduced as a result of round rationalisation. Further options for carbon improvement will be developed.





#### 4.5 Risk Assessment

The potential risks associated with delivering actions are identified in Table 7.

**Table 7 - Potential Risks**

Issue	Description	Mitigation	Risk Level		
			High	Med	Low
Legislative change	Unknown issues that could affect day to day operations.	Work with DWP to lobby government and respond to consultations.		X	
Changing consumer behaviour/ consumption patterns	Increase or reduction in yields of food waste, garden and recycling.	Review waste prevention, recycling and reuse systems to ensure effective material capture.		X	
Bulky waste diversion	Availability of suitable outlets to divert reusable and repairable bulky waste items.	Review all furniture reuse organisations operating within Chesterfield and understand services offered and quality of items accepted.		X	



### 4.6 Action Plan Timetable

This action plan identifies the key actions of the strategy that CBC will undertake between 2013 and 2018. The timetable shown in Table 8 identifies specific actions and initiatives that contribute to the vision and objectives of the waste strategy.

**Table 8 - Action Plan Timetable**

	Action	2013/14				2014/15				2015/16				2016/17				2017/18			
		Q1	Q2	Q3	Q4	Q1	Q2	Q3	Q4	Q1	Q2	Q3	Q4	Q1	Q2	Q3	Q4	Q1	Q2	Q3	Q4
Prevention	1 Run more promotional campaigns to schools and householders to encourage everyone to minimise waste	■	■	■	■	■	■	■	■	■	■	■	■	■	■	■	■	■	■	■	■
	2 Promote SMART (Save Money and Reduce Trash) shopping to encourage households to buy items with less packaging, use reusable bags and buy refill packs							■				■				■				■	
	3 Promote the Love Food Hate Waste campaign	■	■	■	■	■	■	■	■	■	■	■	■	■	■	■	■	■	■	■	■
	4 Raise awareness of reducing junk mail							■				■				■				■	
	5 Encourage waste prevention as part of the Council's own activities and operations					■	■	■	■	■	■	■	■	■	■	■	■	■	■	■	■
	6 Review size of general waste wheeled bin			■								■									
Reuse	7 Review and seek opportunities to increase the reuse of furniture and large items collected by councils						■				■				■				■		
	8 Run more promotional campaigns to schools and householders to encourage everyone to minimise waste	■	■	■	■	■	■	■	■	■	■	■	■	■	■	■	■	■	■	■	■
Recycling & Composting	9 Make sure that households know what can be recycled and composted and checking that the right materials are placed in the right bins					■	■	■	■	■	■	■	■	■	■	■	■	■	■	■	■
	10 Increase the amount of recycling & composting from households and at recycling centres			■		■	■	■	■	■	■	■	■	■	■	■	■	■	■	■	■
	11 Run more promotional campaigns to schools and householders to encourage everyone to recycle and compost more material					■	■	■	■												
	12 Review and consider increasing the range of materials collected for recycling from households (small WEEE added to kerbside collections 2014/15)							■				■				■				■	
Other	13 Introduce kerbside mixed food and garden waste collections					■	■														
	14 Achieve recycling target					■				■				■				■			
	15 Review overall waste management policies													■	■						
	16 General waste contract review/renewal																	■	■		
	17 Action Plan review (to include review of Strategy options)									■				■				■			

**Responsibility:** ■ CBC ■ DWP

A progress review of the action plan will take place on an annual basis and also when fundamental changes or significant deviations from projected performance occur. There will also be a complete review at the point of the next DJMWMS in 2018.



### 4.7 Delivery of the Strategy

The matrix below identifies how CBC actions set out in this report contribute to the objectives of the strategy. Where an action set out by CBC directly contributes to a strategy objective it is coloured blue and where an action partially contributes to a strategy objective it is coloured green.

**Table 9 - Action Plan Contribution to the Delivery of the Strategy**

Action		Objectives									
		Reduced waste	Increased re use and recycling of waste	Reduced waste to landfill	Increased understanding and engagement leading to high levels of customer satisfaction	An accessible, efficient, effective and value for money service	Improved Resource Efficiency	Reduced carbon/climate change impacts	Protection of natural resources	Management of non-household wastes	Local self-sufficiency
Prevention	1	Run more promotional campaigns to schools and householders to encourage everyone to minimise waste									
	2	Promote SMART (Save Money and Reduce Trash) shopping to encourage households to buy items with less packaging, use reusable bags and buy refill packs									
	3	Promote the Love Food Hate Waste campaign									
	4	Raise awareness of reducing junk mail									
	5	Encourage waste prevention as part of the Council's own activities and operations									
	6	Review size of general waste wheeled bin									
Reuse	7	Review and seek opportunities to increase the reuse of furniture and large items collected by councils									
	8	Run more promotional campaigns to schools and householders to encourage everyone to minimise waste									
Recycling & Composting	9	Make sure that households know what can be recycled and composted and checking that the right materials are placed in the right bins									
	10	Increase the amount of recycling & composting from households and at recycling centres									
	11	Run more promotional campaigns to schools and householders to encourage everyone to recycle and compost more material									
	12	Review and consider increasing the range of materials collected for recycling from households									
	13	Introduce kerbside mixed food and garden waste collections									
Other	14	Achieve recycling target									
	15	Review overall waste management policies									
	16	General waste contract review/renewal									
	17	Action Plan review (to include review of Strategy options)									

■ Direct contribution to objective    
 ■ Indirect/partial contribution to objective



**CHESTERFIELD**  
BOROUGH COUNCIL

 **recycle**  
for Derby  
and Derbyshire

 **DERBYSHIRE**  
County Council  
Improving life for local people

---

Large print, braille or another community language version of this document may be available on request. If you require a large print copy or other format please contact:

Waste Management, Derbyshire County Council  
County Hall, Matlock, Derbyshire DE4 3AG

**Telephone:** 01629 538532

**Email:** [wastemanagement@derbyshire.gov.uk](mailto:wastemanagement@derbyshire.gov.uk)

Visit **[www.derbyshire.gov.uk/wastestrategy](http://www.derbyshire.gov.uk/wastestrategy)**  
for more information about reducing, reusing, recycling and composting  
or to find out more about dealing with Derbyshire and Derby's waste.