

Agenda Item No: 7 (q)

DERBYSHIRE COUNTY COUNCIL

CABINET

20 September 2018

Report of the Strategic Director for Children's Services

**CHILDCARE SUFFICIENCY ASSESSMENT
(YOUNG PEOPLE)**

1. Purpose of Report

To meet the requirement within the Statutory Guidance for Local Authorities (June 2018) to report annually to Elected Members on how the local authority is meeting its duty to secure sufficient childcare.

2. Information and Analysis

The Childcare Act 2006 was introduced to give every child the best start in life and parents/carers a greater opportunity to balance work and family life. The Act placed a duty on the local authorities to improve outcomes for young children, reducing inequalities between them. The Childcare Act gives local authorities a key role in shaping the childcare market for their area.

In April 2008, section 6 of the Childcare Act placed a duty on local authorities to secure sufficient childcare, so far as is reasonably practicable to meet the requirements of parents in their area who require childcare to enable them to take up or remain in work or undertake training or education which could reasonably be expected to assist them to obtain work.

In order to fulfil this duty, an assessment of the supply of, and demand for, childcare must be undertaken resulting in a strategy that ensures that the views of parents/carers, providers and children are taken into consideration in the planning and funding of future developments.

Although the focus is on the number of places, the local authority also takes into account affordability of provision and the Ofsted inspection outcome, in order to ensure there are sufficient 'outstanding' or 'good' places available for as many children as possible.

Derbyshire County Council published its last Childcare Sufficiency Assessment in 2016/2017. Since this date, the Government introduced the 30 Hours Extended Entitlement in September 2017 pursuant to the Childcare Act 2016. This has meant that around 71% of all families in Derbyshire with children aged 3 and 4 years-old will see their existing entitlement to 15 hours of free nursery education double to 30 hours, although it is anticipated that only 80% of these eligible families will take up their additional hours.

This has inevitably put pressure on the number of existing childcare places and has required the creation of new places to meet the increased demand. Work has taken place to establish an ongoing picture of the supply and demand of childcare within Derbyshire, focusing mainly on the free early years entitlement as a priority.

In order to achieve this, information and data has been gathered relating to:

- Baseline socio-economic information including population profiles and employment rates.
- Analysis of childcare places within Derbyshire through data collection and consultation with providers.
- Demand for childcare services across Derbyshire, evidenced from statistical data and parental enquiries.

3. Financial Considerations

During the previous two academic years, a total of £1,080,500 was secured via the Department for Education (DfE) Capital Funding bid and an additional £10,000 from the DfE 30 Hours Delivery Support Fund, which have been used to implement the Extended entitlement and create additional places where required.

4. Legal and Human Rights Considerations

Section 6(1) of the 2006 Childcare Act places a duty on local authorities to secure, so far as is reasonably practicable, that the provision of childcare is sufficient to meet the requirements of parents who require childcare in order to enable them to take up or remain in work or to undertake education or training which could reasonably be expected to assist them to obtain work.

Local authorities must also have regard to the guidance issued by the Secretary of State. The current statutory guidance is “Early Education and Childcare, Statutory Guidance for Local Authorities, June 2018.

The Statutory Guidance for Local Authorities establishes a legal requirement on council's to report annually to elected members on how the duty to secure sufficient childcare is being met, and make this report available and accessible to parents.

5. Other Considerations

In preparing this report the relevance of the following factors has been considered: prevention of crime and disorder human resources, equality and diversity, health, environmental, property, social value, and transport considerations.

6. Background Papers

Draft Childcare Sufficiency Assessment Review 2018 - 2019

7. Key Decision

No

8. Call in?

Is it necessary to waive the call in period in respect of the decisions being proposed within this report? No

9. Strategic Director for Children's Services' Recommendations

That Cabinet agrees the draft as Derbyshire County Council's response to the Government's requirements.

Jane Parfremment
Strategic Director for Children's Services

CHILDCARE SUFFICIENCY ASSESSMENT



REVIEW

2018 – 2019

This document provides a summary of childcare in Derbyshire to meet the statutory requirements of the early education and childcare sufficiency duty.

CONTENTS	PAGE
1. AIMS AND OBJECTIVES	8
2. DERBYSHIRE OVERVIEW	9
Population of Children in Derbyshire	9
Special Educational Needs & Disabilities (SEND)	11
Derbyshire Local Offer	12
3. EARLY YEARS AND CHILDCARE PROVISION	13
CHILDCARE PROVISION FOR CHILDREN 0 – 4 YEARS	13
Number of Early Years Providers in Derbyshire	13
Number of Early Years Places in Derbyshire	14
Number of Places for 0 – 2 Year Old Children	15
Free Early Education Places for Two Year Old Children	16
Free Early Education Entitlement for Three & Four Year Old Children	18
The Universal Offer	18
Extended Entitlement	19
Implementing the Extended Entitlement	21
Estimating the Number of 15 Hours FEE Places Required	22
Areas of Deficit	25
Models of Delivery	26
Consultation with Parents/Carers	26
Parent Champions	26
Wrap Around Childcare for Early Years Children	27
CHILDCARE PROVISION FOR CHILDREN OVER 5 YEARS	27
Out of School Childcare Provision	27
Breakfast Club Programme	29
4. DEMAND FOR CHILDCARE	30
Enquiries	30
Brokerage	30
Sustainability	31
Funding Rate	32
Staffing	32

CONTENTS (cont.)

5. QUALITY OF CHILDCARE	34
Quality of provision	34
Early Years Pupil Premium (EYPP)	35
6. AFFORDABILITY OF CHILDCARE	37
Average Childcare Costs	37
Costs of Early Years Childcare	37
Help with Childcare Costs	38
7. FUTURE PLANNING	39
8. CHILDCARE SUFFICIENCY ACTION PLAN 2018/2019	40

Childcare Sufficiency Assessment

1. AIMS AND OBJECTIVES

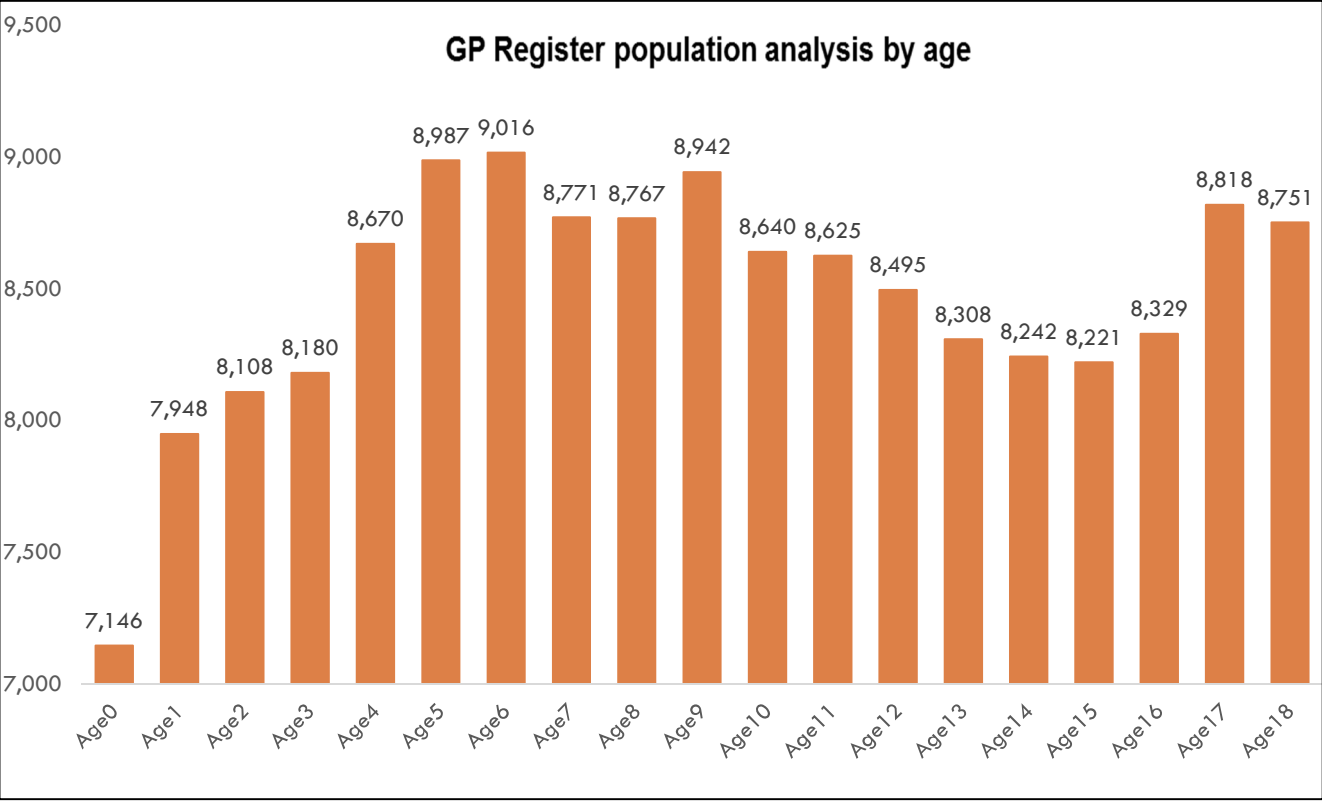
- 1.1 The Childcare Act 2006 gives the local authority a key role in shaping the childcare market. Derbyshire County Council is committed to working with providers from the Private Voluntary and Independent sectors (PVI) and the maintained sector, to create a strong, sustainable and diverse childcare market that meets the needs of parents/carers.
- 1.2 The purpose of this Childcare Sufficiency Assessment is to meet the statutory duty under sections 6, and 7 of the Childcare Act 2006 in line with the local authority statutory guidance.
- 1.3 The statutory duty requires the local authority to secure sufficient childcare, so far as is reasonably practicable, for working parents or parents who are studying or training for employment, for children aged 0 – 14 (or up to 18 years for disabled children).
- 1.4 The statutory duty requires the Local Authority to report annually to elected members and make this report available and accessible to parents. The report should include specific information about:
 - How the local authority is ensuring there is sufficient childcare to meet need's
 - Supply and demand of childcare, affordability, accessibility and quality of childcare provision
 - Details of how any gaps in childcare provision will be addressed.
- 1.5 The data in this report can only provide a snapshot and can change on a daily basis. While Derbyshire County Council believes this information to be correct, it does not guarantee its accuracy nor does the Council accept any liability for any direct or indirect loss or damage or other consequences, however arising from the use of such information supplied.

2. DERBYSHIRE OVERVIEW

Population of Children in Derbyshire

- 2.1 Understanding the population of children in the county is a key tool in the planning of early education and childcare needs. Figure 1 illustrates child population by year group. The data suggests a decline in the birth rate in recent years.
- 2.2 Where possible the most current and relevant population data has been used in the compilation of this report, however, it is acknowledged that fluctuations in population can occur daily and therefore the figures quoted are only an estimation.

Figure 1. Population of Children Age 0 to18.



Source: NHS Digital (English NHAIS systems, GP register 4th May 2017)

- 2.3 In the provision of childcare there are specific age groups that are relevant to the type of childcare required and are covered by this report in more detail. Figure 2 shows the population of Derbyshire by district and age group.

Figure 2. Population size by age group 0 – 18

District	Age 0 - 1	Age 2	Age 3 & 4	Age 5- 7	Age 8 - 10	Age 11 - 14	Age 15 - 18 (with disability)	TOTAL
Amber Valley	2374	1230	2707	4212	4095	5216	323	25533
Bolsover	1643	860	1794	2742	2740	3400	203	16759
Chesterfield	2060	1055	2331	3615	3520	4241	260	21411
Derbyshire Dales	1064	597	1168	2088	2206	3116	189	13572
Erewash	2319	1306	2630	4008	3813	4875	296	24181
High Peak	1650	911	1880	3061	3124	4002	244	18942
N E Derbyshire	1817	975	1998	3261	3128	4105	248	19661
South Derbyshire	2167	1174	2342	3787	3723	4715	286	22954
Totals	15094	8108	16850	26774	26349	33670	2047	128892

Source: NHS Digital (English NHAIS systems, GP register 4th May 2017)

- 2.4 Legislation stipulates that the local authority must ensure there are sufficient childcare places where reasonably practical for children age 0 – 14 and disabled children/young adults up to the age of 18.
- 2.5 As shown above there are approximately 128,892 children in Derbyshire that could potentially require childcare of some form, but not all will. Some families may not need childcare if one parent does not work or works flexibly, whilst other families may rely on extended family members such as grandparents rather than use formal childcare. Because of these factors it is difficult to estimate an average percentage of children that will require childcare.
- 2.6 Furthermore, the demand for childcare will differ in each age group, and as a child gets older the need for childcare may reduce. Clearly a very young child or baby may need full day care to allow a parent to work or train, however once

a child attends full-time school this may reduce to an hour before or after school which a parent may be able to manage by using friends and family members, and as a child reaches Key Stage 2 this need is likely to reduce further. For example, Figure 2 shows there are around 33,670 children in Derbyshire aged 11 – 14. Whilst some children in this age group may require childcare, the demand is significantly less than other age groups as children in Key Stage 3 are more independent.

Special Educational Needs & Disabilities (SEND)

- 2.7 Defining the exact number of children/young people with a disability or additional needs in Derbyshire is difficult. The Office for Disability Issues (Dept. for Work and Pensions) estimates that 6% of children are disabled¹. This figure has been used when estimating the number of children/young people aged 15 to 18 with an additional need or disability in Figure 2.
- 2.8 Childcare provision for disabled children/young people is provided by mainstream childcare settings and a number of specialist services provided by both maintained and voluntary organisations. All childcare provision must be inclusive and not treat children less favorably because of a disability or additional need and is required by law to make 'reasonable adjustments'.
- 2.9 Legislation stipulates that childcare must be available for young people with special needs or disabilities up to the age of 18. The term 'childcare' may not be suitable for this age group as there is a need to recognise a young person's independence regardless of any additional needs, therefore youth clubs and other activities may be more age appropriate and help develop social skills, confidence and independence whilst having fun with peers. It is not possible to put a figure on the number of places available but there is a wide range of activities and clubs for young people with a disability or additional needs across Derbyshire.
- 2.10 A feedback exercise is currently being undertaken with parents of children with SEND regarding barriers to accessing the free early education places for 3 and 4 year olds, including the 30 hours extended entitlement (see section 3, paragraph 3.29) The data from this will be available in the autumn term 2018

¹ <https://www.gov.uk/government/publications/disability-facts-and-figures/disability-facts-and-figures>

Derbyshire Local Offer

- 2.11 There are a number of departments within the local authority that provide services and support to children/young people with a disability or additional needs. The Derbyshire Local Offer is an online service which simply aims to pull together information about the services available for children/young people with SEND, and their families, into one place that is easy to understand and accessible, and can be found at **www.derbyshiresendlocaloffer.org**. This website includes information on education and childcare providers along with details of health and care services, leisure/activity providers and support groups.

3. EARLY YEARS AND CHILDCARE PROVISION

EARLY YEARS PROVISION FOR CHILDREN (0 – 4 YEARS)

- 3.1 The number of early years childcare providers in the county registered with Ofsted continues to reduce marginally each year which is in line with reported national trends. In Derbyshire since November 2016 the number of pre-schools, childminders and day nurseries has declined from 824 to 778 (see figure 3). These figures do not include childcare providers that offer wraparound childcare for children of school age only.

Number of Early Years Providers in Derbyshire

Figure 3. Ofsted Registered Early Years Childcare Providers in Derbyshire

	Day Nurseries		Pre-School		Childminder		Total		Change since 2016
	Nov 2016	May 2018	Nov 2016	May 2018	Nov 2016	May 2018	Nov 2016	May 2018	
Amber Valley	17	18	19	16	104	92	140	126	-14
Bolsover	13	13	5	5	34	33	52	51	-1
Chesterfield	20	21	4	4	63	62	87	87	0
Derbyshire Dales	9	9	26	24	29	25	64	58	-6
Erewash	18	18	14	13	92	88	124	119	-5
High Peak	26	25	18	17	75	66	119	108	-11
NE Derbys	18	16	15	15	63	59	96	90	-6
South	22	24	23	22	97	93	142	139	-3
TOTAL	143	144	124	116	557	518	824	778	-46
Change since 2016	1		-8		-39		-46		

Source: Derbyshire County Council, Information and ICT, Children's Services, May 2018

- 3.2 The data shows the greatest reduction in providers is in the childminding sector, this is a trend that is reported nationally and is part of a long-term trend, which has seen the number of childminders decrease by 15,700, or 27%, since 2012².
- 3.3 Whilst the greatest reduction of providers is in the childminding sector, this will have a smaller impact on the number of overall places than the closure of group care settings as they generally care for fewer children.
- 3.4 Conversely, whilst the overall number of childminders is reducing there has been a significant increase in the number contracting with the Local Authority to deliver FEE (Free Early Education) places, (see paragraph 3.22). Therefore, whilst there are fewer childminders the number of FEE places in the childminding sector has increased (see figure 6 paragraph 3.26).
- 3.5 This increase in FEE places is a trend that is also reflected in other provider sectors as the number of places offered by providers has increased to meet the additional demand created by the introduction of the 30 hours extended entitlement in September 2017 (see section 3, paragraph 3.31).
- 3.6 Despite the data in Figure 3 showing an overall reduction in the number of early years providers, other sources of data, including the number of brokerage issues (see paragraph 4.2) concur that the reduction in the number of providers has not had a negative impact on the supply of childcare places available to meet demand.
- 3.7 The Early Years Sufficiency Service (EYSS) will continue to monitor the local childcare market to ensure it does not indicate a detrimental pattern of decline in available provision.

Number of Early Years Places in Derbyshire

- 3.8 It is only possible to estimate the number of childcare places for children aged 0 - 4 years. A provider will be limited by the requirements of the Early Years Foundation Stage (EYFS) framework regarding floor space etc, and insurance requirements may stipulate a maximum number of children they can care for at any one time.

² <https://www.gov.uk/government/publications/childcare-providers-and-inspections-as-at-31-march-2018/childcare-providers-and-inspections-as-at-31-march-2018-main-findings>

- 3.9 Derbyshire County Council holds data collected from Ofsted and providers on the number of places they are registered for. However, a provider may not have a fixed number of places for each age group. Like any other business, childcare providers will respond flexibly to meet the demand of the local market, therefore the figures in this report represent averages across the age groups based on the maximum number of places.

Number of Childcare Places for 0 to 2 Year Old Children

- 3.10 In May 2018 the estimated figure of places for 0 – 2 year olds across Derbyshire was 4797.

Figure 4. Number of places for 0 – 2 year olds (Oct 2017)

Type	0-1 Years	2 Years	Total
Childminder	551	281	832
Day Nursery	1304	1692	2996
Pre-School	-	959	959
Out of school	-	10	10
Schools	-	200	200
Total	1855	3142	4997

Source: Derbyshire County Council, Information and ICT, Childrens Services, May 2018

- 3.11 A simple analysis has been undertaken by comparing the data on the number of childcare places with the population data. Derbyshire has around 23,202 children and young people aged 0 – 2 years, giving an overall figure of approximately 22 childcare places for every 100 children/young persons.

$$\begin{aligned}
 & 4,997 \div 23,202 \times 100 \\
 & = 22 \text{ places for every 100 children}
 \end{aligned}$$

- 3.12 Not every child requires formal childcare and evidence suggests that this is sufficient to meet demand. Maternity Leave and Shared Parental Leave legislation now allows up to a full year off work after the birth of a child which can now be shared between both parents. Other leave entitlements such as parental leave may also be used to extend the amount of leave parents/carers can take off with a child. If parents/carers choose to take the first year of a child's life off work, this will reduce the demand for childcare for children in this age bracket.

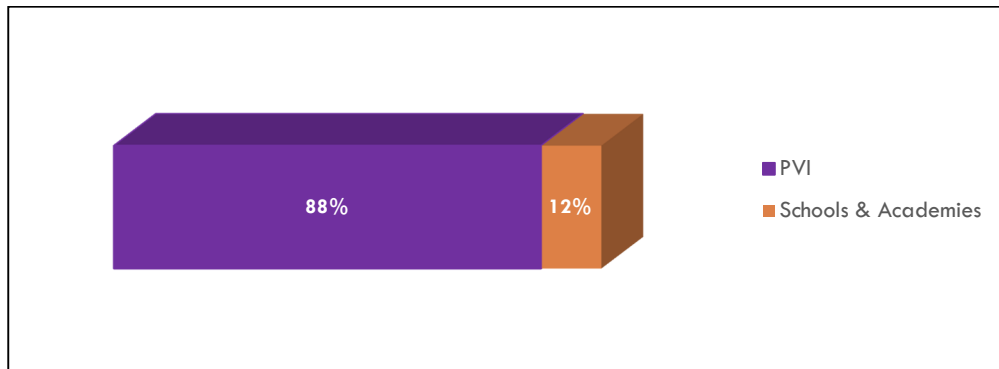
Free Early Education Places for Two Year Old Children

- 3.13 Around 40% of all two year old children are eligible for up to 570 hours per year of government funded free early education (FEE) dependent upon the financial circumstances of their parents/carers. This can be taken as 15 hours per week term time only or as fewer hours over 39 or more weeks of the year but cannot be taken over fewer than 38 weeks per year.
- 3.14 To be eligible on an economic basis parents/carers must be receiving one of the following:
- Income Support, income-based Jobseeker's Allowance (JSA) or income-related Employment and Support Allowance (ESA)
 - Universal Credit if the household income from work is less than £15,400 a year after tax
 - Tax credits with an annual income of under £16,190 before tax
 - Guaranteed element of State Pension Credit
 - Support through part 6 of the Immigration and Asylum Act
 - Working Tax Credit 4-week run on (the payment received when no longer eligible for Working Tax Credit)

Two year old children are also entitled to a place if they are:

- looked after by a local authority
 - have a current statement of special education needs (SEN) or an education, health and care (EHC) plan
 - receive Disability Living Allowance
 - have left local authority care under a special guardianship order, child arrangements order or adoption order
- 3.15 Since the initiative was introduced in 2014 a total of 602 two year old funded places have been created across Derbyshire directly through local authority funding and support with many more places offered by childcare providers themselves. Further development of places will continue where a need is identified.
- 3.16 In the spring term 2017/18 there were 1,820 two year olds funded across Derbyshire, this equates to a 72% take up figure.
- 3.17 Whilst the majority attended Private Voluntary and Independent (PVI) settings there are a number of schools and academies that offer free funded places for two year olds. Figure 5 compares the percentages of places in each sector.

Figure 5. Breakdown of Two Year Old Funded Places per Sector



- 3.18 Previous consultation found that the main reasons that parents/carers do not take up their child's two year old place is that they feel their child is too young/not ready for pre-school or nursery and want to keep their child at home with them. None of the parents/carers that responded stated that they were unable to find a place or that they did not take up their child's place due to transport issues.
- 3.19 The Early Years Sufficiency Service (EYSS) will continue to investigate the reasons parents do not take up the offer, particularly in areas where take up is low. Work will continue in partnership with front line services such as Children's Centres, Health Visitors, Job Centre Plus and childcare providers to encourage take up, whilst providing a direct service to parents including brokerage between parent and provider to better meet parental needs.
- 3.20 In the last twelve months the two year old funding marketing and publicity campaign has been refreshed with the introduction of a new I.T system, website and a new postcard design.
- 3.21 Derbyshire has seen its highest percentage of eligible two year olds accessing a funded places in the same term as the extended entitlement was introduced (82% in the autumn 2017/18 term), therefore this indicates that initially, the extended entitlement did not have a detrimental impact upon the availability of two year old places available, although the EYSS will continue to monitor this term on term.

Free Early Education Entitlement for Three & Four Year Old Children (FEE)

The Universal Offer

- 3.22 All three and four year old children are entitled to a maximum of 570 hours per academic year of free early education (FEE) from the term following their third birthday. This can be taken as 15 hours per week term time only or as fewer hours over 39 or more weeks of the year, but it cannot be taken over fewer than 38 weeks per year.
- 3.23 The FEE entitlement is government funded and can be provided by day nurseries, pre-schools, childminders and maintained or independent schools.
- 3.24 The free entitlement can have a number of advantages. It may allow a parent/carer to seek employment or training or reduce a parent/carers existing childcare bill, but equally as important is the positive effect it may have on a child's outcomes. It is largely accepted that good quality childcare can improve a child's aspirations and life chances as detailed further in section 5.
- 3.25 In May 2018 there were 778 Private, Voluntary and Independent (PVI) childcare providers in Derbyshire registered with Ofsted, of which 608 of these were delivering free early education which equates to 78%. In addition there are 120 schools in the maintained sector that deliver FEE (105 local authority run nursery schools and classes and 15 academies).
- 3.26 The majority of those choosing not to deliver FEE are childminders however this is changing. Despite an overall reduction in the number of childminders there has been a significant increase in the number of registering with the local authority to deliver the entitlement. This number has risen consistently since 2013 as the table below shows.

Figure 6. No of FEE Registered Childminders per Year

	2014	2015	2016	2017	2018
Registered to deliver EEF	81	172	229	305	327
Not yet registered to deliver EEF	571	433	328	233	192
% Childminders Registered to deliver EEF	12%	28%	41%	57%	63%

Source Derbyshire County Council, Information and ICT & Early Years Sufficiency Service, May 2018

- 3.27 The Local Authority has a duty to ensure that every three and four year old child can access a FEE place, this includes universal and extended entitlement places for those children who are eligible.
- 3.28 Due to single point entry for admissions into reception year, approximately 50% of all four year olds will be in full time school which will reduce the numbers of children requiring an early years place. According to the population figures available through NHS GP registrations (May 2017) the estimated figure for three year olds and four year olds not in full-time education in Derbyshire is approximately 8,180 and 4,335 respectively (12,515 in total).
- 3.29 In 2017, 100% of parents in Derbyshire chose to take up some or all of their children's universal entitlement of FEE, this compares favourably to the national average of 95% in England as a whole and 98% in the East Midlands region³.
- 3.30 Prior to the introduction of the 30 hours extended entitlement it was anticipated that there was a surplus of approximately 4,000 FEE places (of 15 hours each) or 134 childcare places for every 100 children in Derbyshire. This oversupply has allowed the market to absorb some of the additional demand for places that the extended entitlement has created.

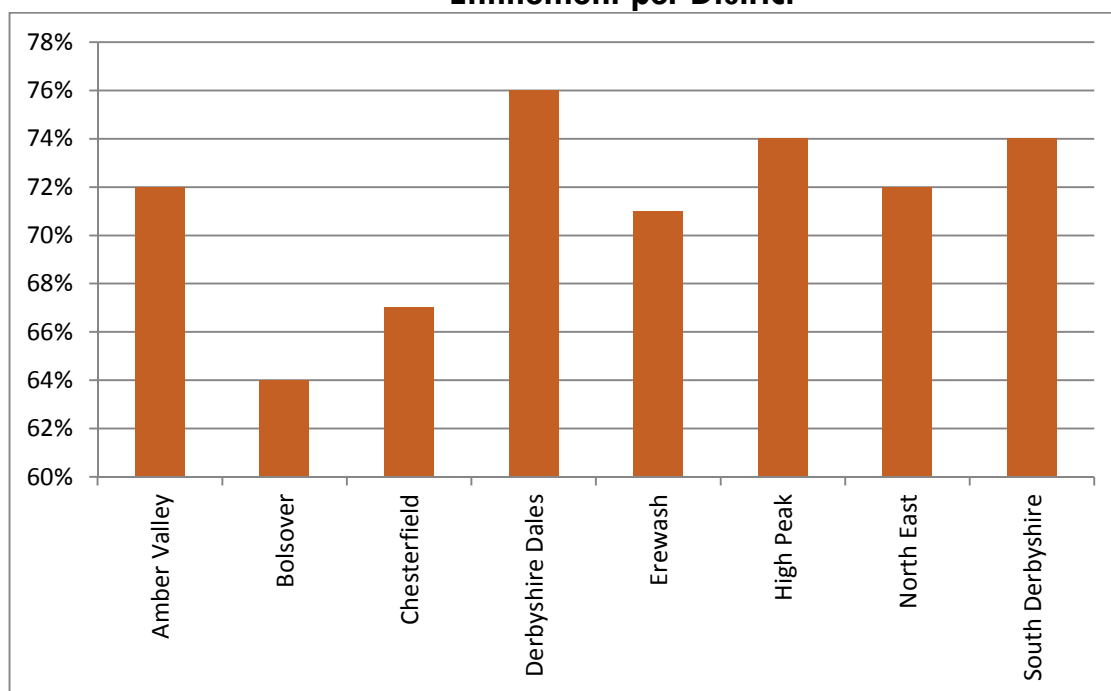
The Extended Entitlement

- 3.31 In September 2017 the FEE entitlement for three and four year olds increased for children of working families from 570 to 1,140 hours per academic year (30 hours per week if accessed over 38 weeks of the year).
- 3.32 This additional free childcare is intended to help families by reducing the cost of childcare and will support parents into work or to work more hours, should they wish to do so.
- 3.33 To be eligible families must meet the following criteria:
- Both parents are working (or the sole parent in a lone parent family)
 - Each parent has a weekly income equivalent to 16 hours at national minimum or living wage; and
 - Neither parent has an income of more than £100,000 per year

³ <https://www.gov.uk/government/statistics/education-provision-children-under-5-years-of-age-january-2017>

- 3.34 Families where one parent does not work (or neither parent works) will not usually be eligible but in some circumstances a family will still be eligible where both parents are employed but one (or both parents) is temporarily away from the workplace on maternity/paternity leave, adoption leave or statutory sick pay, or where one parent is employed and the other receives Incapacity Benefit, Severe Disablement Allowance, Carer's Allowance or Employment Supplement Allowance.
- 3.35 From September 2018 foster carers who work outside of their foster caring role will also become entitled subject to specific criteria.
- 3.36 This has had a significant impact upon the demand for FEE places. The EYSS undertook a preliminary mapping process in 2016 at a localised level to establish what places could be required; focusing initially on the areas which have the greatest percentage of working parents.

Figure 7. Average Percentage of Families Eligible for the Extended Entitlement per District



Source: Census 2011

- 3.37 When averaged across the whole of Derbyshire it is estimated that approximately 71% of families will be eligible.

- 3.38 In addition to the census data, other sources, including NHS GP registration population data and the number of existing childcare places in each ward were used to try to calculate how many 15 hour FEE places would be required in the 2017/18 academic year. Where a child is entitled to 30 hours this has been counted as two 15 hour places.
- 3.39 The initial estimations in summer 2016 projected a significant deficit of places across Derbyshire, despite there being capacity in the existing childcare market. However, since this date work has taken place to more accurately estimate the number of places required for the full 2017/18 academic year.
- 3.40 In Summer 2017 an on line consultation with parents/carers was launched to identify the likely demand and patterns of take up of the extended entitlement. This exercise found that around 86% of the respondents indicated they would definitely use some or all of their extended entitlement if eligible. This figure is similar to that provided by the Department for Education (DfE) who anticipate that around 80% of those families that are eligible will take up the offer. As a result the estimated number of 15 hour FEE places required in Derbyshire was adjusted to take account of the information provided by the DfE and other as actions listed below were undertaken to prepare for the introduction of the extended entitlement.

Implementing the Extended Entitlement

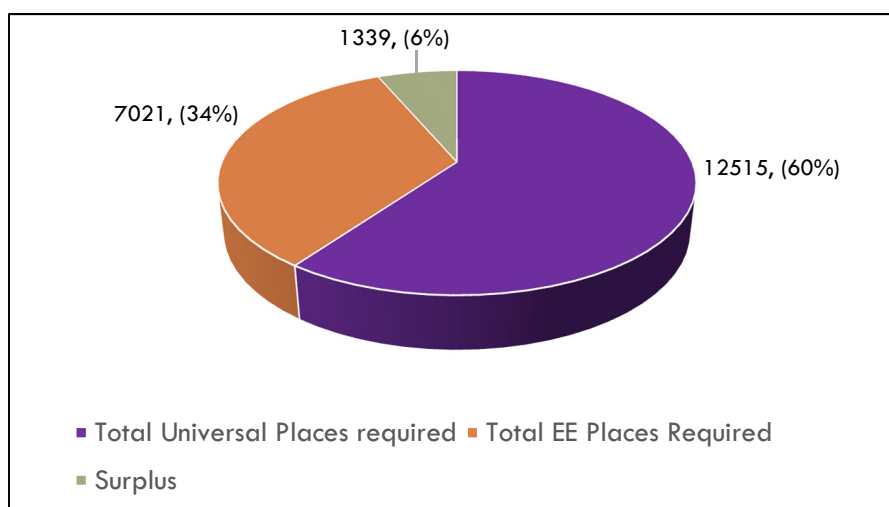
- 3.41 A significant amount of work has taken place to implement the 30 hours scheme which has included:
- Working with schools/providers to re-designate the vacated Children's Centre buildings to provide FEE provision, including Arkwright, Blackwell, Bolsover, Brampton, Chapel-en-le Frith, Clowne, Harpur Hill, Ripley, Stonebroom, Tupton and West Hallam.
 - In August 2016 Derbyshire were successful in applying for a Department for Education (DfE) Capital Funding bid of £1,080,500 (including contributions from the private sector). This money was used to support schools in areas of projected deficit to create new or expand existing early years provision. This has resulted in approximately 200 additional places created in maintained school provision in the following areas:
 - St John's CE Primary, Belper
 - Simmondley Primary School, Glossop
 - Larklands Infant and Nursery School, Ilkeston
 - St Margaret's RC Primary School, Glossop (PVI provider on school site).

- Ongoing support for schools and the PVI sector to increase places in existing provision.
- Consultation and communication with providers to promote partnership working and models of delivery and establish what providers will be offering.
- Working with Elected Members and Corporate Landlord to identify premises in areas of undersupply and Property Services to advertise leases for such premises.
- Derbyshire also made a successful bid for £10,000 of DfE Delivery Support Funding. This has been used to develop:
 - 26 additional Nursery Places at St James CE Primary, Glossop.
 - New Publicity materials
 - Parent Champions Scheme (see paragraph 3.53)
 - Childminder support to increase the number delivering 30 hours

Estimating the Number of 15 hour FEE places required

- 3.42 The above actions, together with additional information from providers and the DfE has significantly reduced the deficit so that it is now expected that there are enough places in Derbyshire currently to meet the additional demand.
- 3.43 It is estimated that currently a total of approximately 20,875 places are available across all providers in Derbyshire. Figure 8 shows the anticipated number of 15 hour places required for both the universal and extended entitlement.

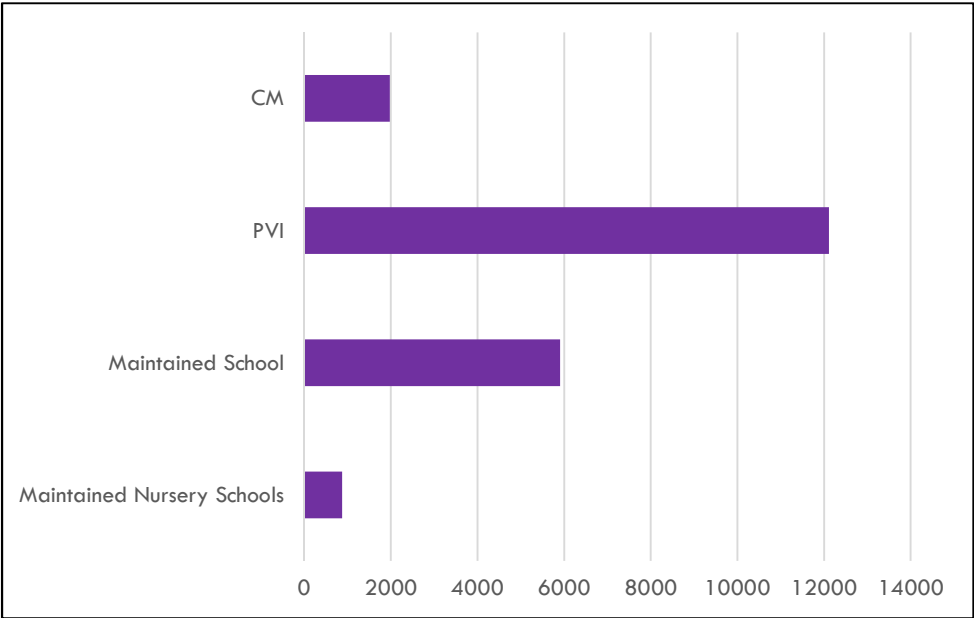
Figure 8. Total Number of FEE places and Estimated Demand



Source Derbyshire County Council, Information and ICT & Early Years Sufficiency Service, May 2018

3.44 Subject to availability, parents can access their FEE entitlement in a maintained school or nursery, an academy school, a childminder or in a group care setting. The following chart shows the number of places available in each sector

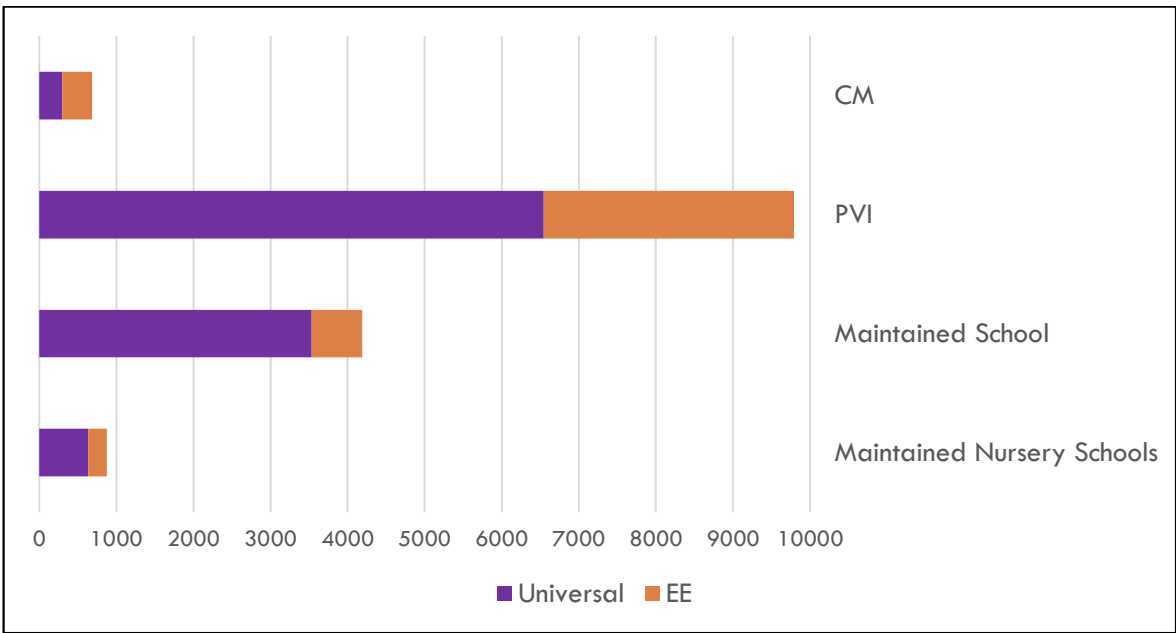
Figure 9. No of FEE Places per Sector



Source Derbyshire County Council, Information and ICT & Early Years Sufficiency Service, May 2018

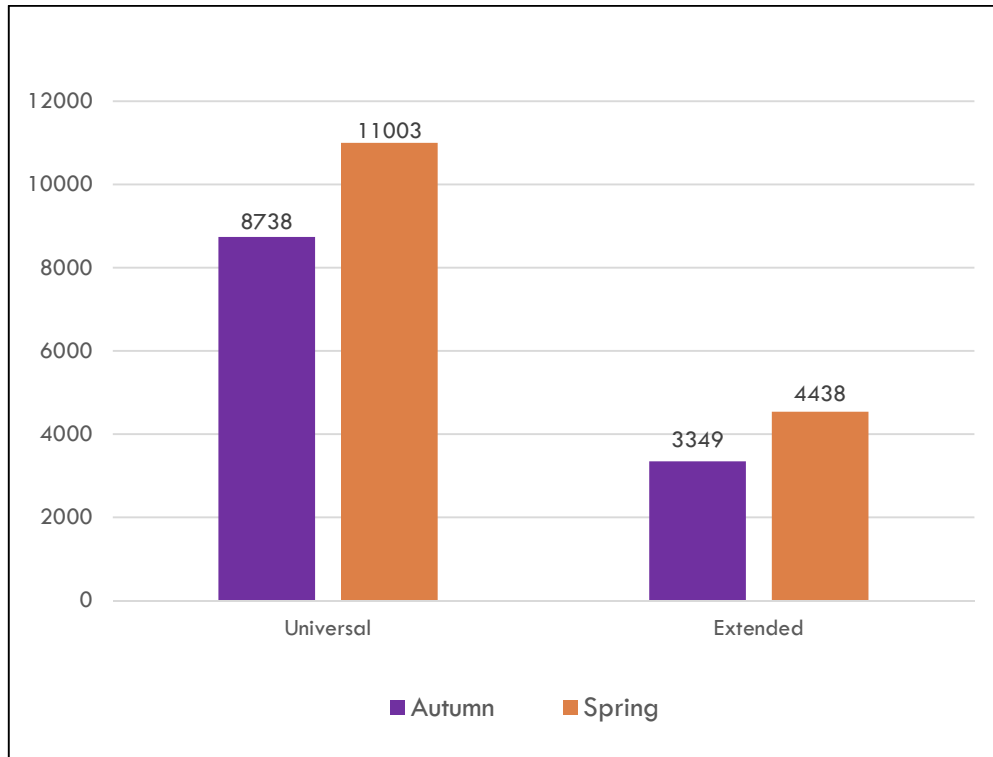
3.45 The latest data available via the early years funding system provides figures on take up for the spring 2018 term, this is detailed in Figures 10 and 11.

Figure 10. Take up of Universal and EE Places by Sector



Source Derbyshire County Council, Information and ICT & Early Years Sufficiency Service, May 2018

Figure 11. Number of FEE Places taken up by Term



Source Derbyshire County Council, Information and ICT & Early Years Sufficiency Service, May 2018

- 3.46 The Summer term always has the greatest occupancy before many children transfer into reception classes in the autumn due to single point entry, therefore it is anticipated that the take up will increase for both universal and extended entitlement in this term.
- 3.47 It was anticipated that 4,861 children in Derbyshire were eligible in the Spring 2017/18 term for the extended entitlement, 4,438 payments were made which results in a figure of around 91% of eligible children taking up the extended entitlement.
- 3.48 Statistics released by the HMRC eligibility checking system (shown in Figure 12 overleaf) shows that in the spring 2018 term just over five thousand parents had applied for an eligibility code for their three or four year old child and of this 88% were in a place. Parents automatically receive a code even if they apply for the Tax Free Childcare scheme only (see section 6), which could explain why the percentage of parents applying is not nearer 100%.

Figure 12. No of Eligibility Codes Issued by HMRC

	Eligibility codes issued	Children in a 30 Hr place (number)	Codes validated (%)
ENGLAND	329,195	294,000	89
Derbyshire	5,016	4,438	88

Source: <https://www.gov.uk/government/statistics/30-hours-free-childcare-spring-term-2018>

Areas of Deficit

3.49 Whilst there are sufficient places across Derbyshire as a whole there are a number of specific areas which will need a more targeted approach. The mapping exercise has established seven areas that may have a noted undersupply. These areas are listed below in order of greatest to lowest deficit:

- **Cotmanhay/Awsworth Road (Erewash)**
- **Brimington/Hollingwood (Chesterfield)**
- **Ironville/Ridings (Amber Valley)**
- **Wilsthorpe/Sawley (Erewash)**
- **Tupton (North East Derbyshire)**
- **Barrow Hill/Old Whittington (Chesterfield)**
- **Bolsover (Bolsover)**

3.50 It is important to note that in all the above areas there are surrounding wards that have a surplus of places that could absorb the deficit. Parents do not always access childcare in the ward they live in therefore this can only ever be a guide and need further investigation to ensure parents/carers are able to access their entitlement in these areas.

3.51 Although there have been issues around the HMRC systems and deadlines, Derbyshire has received no communications from parents/carers stating they are unable to find a universal or extended entitlement FEE place for their child which is an indicator that there is sufficiency of places.

Models of Delivery

- 3.52 From September 2017, FEE can be offered between the hours of 6.00 am and 8.00 pm and on weekends in order to meet the needs of working parents. This does not mean that every provider has to offer this level of flexibility and clearly there must be sufficient demand for this to be sustainable
- 3.53 Some providers may struggle to meet some of the flexibility requests and may need to work in partnership with another provider to ensure children can access their full entitlement. Consultation with providers showed that the majority are willing to work in partnership to deliver the extended entitlement where necessary.
- 3.54 The Early Years Sufficiency Service (EYSS) will continue to encourage schools and PVI providers to work in partnership to meet the childcare needs of parents/carers and provide seamless childcare for children in Derbyshire.

Consultation with Parents/Carers

- 3.55 Consultation with parents and carers is an important part of establishing the demand for childcare in all forms. The EYSS will continue to communicate with Derbyshire parents and carers to ensure they are aware of their entitlement and to establish the demand for different models of delivery. Future consultation is planned that will ask parents about the benefits of the 30 hours extended entitlement and the impact this may have had on their childcare costs.

Parent Champions

- 3.56 With the support of the Family and Childcare Trust the EYSS has established a Parent Champions Volunteer Scheme. The aim of the scheme is to increase the take up of two, three and four year old funded places and promote the early years services available to families. The scheme works with Children's Centres to help recruit volunteers and has initially focused on Bolsover district but will be rolled out throughout Derbyshire.
- 3.57 Parent Champions are parent volunteers who help other parents understand what their options are around early years and childcare support, particularly the early years entitlement funding for two, three and four year olds. Parent Champions will meet and talk to parents in many places, such as playgroups, Children's Centres, libraries and any local events.

- 3.58 Ensuring parents/carers can access their early years entitlement will be a priority for the EYSS in the 2018/19 academic year and there is a particular focus in the Early Years Plan on increasing two year old take up as part of the strategy for disadvantaged children and their families.

Wrap Around Childcare for Early Years Children

- 3.59 The introduction of the extended entitlement has enabled parents to use their free entitlement between the hours of 6.00 am and 8.00 pm including weekends, as long as no session is longer than 10 hours per day and the child doesn't attend more than two sites in any one day. Clearly this means some children will access their FEE in out of school provision or wrap around childcare such as breakfast or after school clubs which will allow parents to work a longer day or find childcare that meets their individual working pattern.
- 3.60 Since September 2017 there has been a number of wrap-around providers that have registered on the Early Years Register to be able to care for early years age children and are willing to accept HMRC eligibility codes. It is anticipated that demand for this type of places from parents/carers will increase in the next few years as the 30 hours becomes embedded.

CHILDCARE PROVISION FOR CHILDREN OVER 5 YEARS

Out of School Childcare Provision

- 3.61 Out of school childcare for school aged children includes breakfast clubs, after school clubs and holiday clubs and is often referred to as wraparound childcare. This form of childcare can operate either on or off a school site and may be run by the school directly or by Private, Voluntary or Independent partners (PVI).
- 3.62 In addition, many schools provide extra-curricular after school activities such as sports clubs, gardening clubs, film clubs etc. Although these may not be formally classed as childcare, they still provide a safe and fun environment for children whilst parents/carers are at work or studying. However, these types of clubs may not operate consistently throughout the school year or may vary from term to term and are often only an hour in duration.

- 3.63 It is recognised that good quality wraparound childcare has a positive effect upon children's outcomes. Research has shown that good quality wraparound childcare can improve a child's behavioural, social and emotional skills as well as impacting upon academic performance. Children from disadvantaged backgrounds that attended after school clubs on average achieve two points higher score in their Key Stage 2 assessment in English, Maths and Science than those who did not take part in after school clubs⁴.
- 3.64 Dependent upon specific criteria, not all wraparound provision has to be Ofsted registered and there is no legal requirement to inform the local authority of operation. A provider who only delivers to children age eight or over, or who does not operate for more than two hours a day or provides two activities or less is not legally required to register with Ofsted (but a setting may choose to join the voluntary part of the childcare register to allow parents to claim childcare vouchers). In addition providers do not have to meet specified child/adult ratios if they are caring solely for children over the age of eight.
- 3.65 Since the introduction of the extended entitlement, it is anticipated that the demand for wrap around childcare will increase as parents/carers will have become accustomed to having the flexibility of childcare to suit their working patterns for their early years child and will want this to continue as he/she moves into statutory schooling.
- 3.66 The EYSS intends on undertaking a large scale mapping exercise every 3 years to provide a comprehensive picture of the availability of wraparound childcare. The last exercise was undertaken in 2015 and this will be repeated again in autumn 2018. This will include an analysis of costs of wrap around childcare.
- 3.67 In 2016 legislation was introduced that gave parents the 'right to request' that their child's school should consider establishing wraparound childcare, or allowing PVI providers to use the school facilities to deliver childcare at times when the school is not using them. Whilst it is not compulsory to offer wraparound childcare at parental request, schools should not refuse a request without reasonable justification. This legislation has not appeared to have had a significant impact upon the amount of wrap around childcare provision available on school sites in Derbyshire, however, more quantifiable evidence will be collected via the mapping exercise in the 2018/19 academic year

⁴ Wraparound Childcare and holiday childcare, Guidance for local authority maintained schools, academies and free schools, May 2016, p5, paragraphs 12 - 14

- 3.68 The EYSS will be reviewing the package of support offered to schools to create wrap around childcare in the light of the introduction of the 30 hours extended entitlement.

Breakfast Club Programme

- 3.69 In 2013 a pilot was set up in partnership between Public Health and the EYSS to facilitate the creation of breakfast clubs across Derbyshire with the aim of promoting the importance of eating a healthy breakfast and improving attendance, attainment and behaviour in pupils.
- 3.70 Over the course of the 5 year programme, a total of 72 breakfast clubs were either supported to start up or given the opportunity to access free food for their existing breakfast club via a charity called FareShare who distribute surplus food from the food industry. This equates to approximately 1/5th of the total number of schools in the primary phase in Derbyshire and reached 56% of all the schools in the more deprived areas of Derbyshire (measured against the Indices of Multiple deprivation, deciles 1 to 5).
- 3.71 All schools involved felt the breakfast club had a positive impact on both attendance and readiness to learn and behaviour in class.
- 3.72 The majority all the schools in the programme continue to offer a breakfast club after the funding has ended and many also continue to contract with Fareshare to deliver food, both of which highlight the success of this programme.

4. DEMAND FOR CHILDCARE

Enquiries

- 4.1 The number of childcare related enquiries from parents or carers is a good indicator of demand and can highlight gaps in provision, particularly where there is a high percentage of unmet demand in a specific area. In the twelve month period between May 2017 and April 2018 the Authority's Families Information Service received 154 enquiries regarding the availability of childcare.

Figure 13. Number of FIS Childcare enquiries May 2017 to April 2018

	Amber Valley	Bolsover	Chesterfield	Derbyshire Dales	Erewash	High Peak	NE Derbyshire	S Derbyshire	Total
No of Enquiries	27	10	20	12	28	15	19	23	154

Source: Derbyshire County Council, Information and ICT, Childrens Services, May 2018

Brokerage

- 4.2 Only four of the 154 contacts were referred to the Early Years Sufficiency Service (EYSS) for brokerage. A brokerage case is when parents/carers cannot find suitable childcare so the EYSS acts as a broker between any prospective/new providers or existing providers to see if childcare needs can be met. Brokerage referrals are monitored to ensure they do not indicate an undue lack of childcare in a particular this area.
- 4.3 Of the four brokerage cases, one was a result of a day nursery closing in which all parents affected were found suitable alternative places and three were requests for wraparound childcare.
- 4.4 One of the brokerage issues was in a rural area. Rurality brings its own specific challenges to childcare provision, such as accessibility and sustainability. Small, dispersed populations and long distances to travel make childcare services more difficult to deliver in isolated communities.

- 4.5 Legislation places a duty on the local authority to secure sufficient childcare taking into account what is '**reasonably practicable**'. Where the EYSS is made aware of any unmet childcare need, an attempt to broker a practical solution will always be sought however any solution has to be viable in terms of sustainability.

Sustainability

- 4.6 Demand must always be balanced against sustainability. All providers, including schools, need to ensure they can function as a solvent business and it may not always be financially viable for a provider to amend their working practices to meet the needs of just one or two parents. Any childcare provision whether in the maintained or PVI sector, will need to attract enough children to make it sustainable and ensure long term viability.
- 4.7 The EYSS provides business support to providers as required. Managing the childcare market is a part of the local authority statutory duty to secure sufficient childcare places to meet demand. This involves not only creating, but supporting existing provision to ensure these places remain available to meet demand.
- 4.8 In order for childcare to be sustainable, providers need to ensure their operating costs are met by the income generated. At the same time, childcare needs to be affordable to parents and carers (information on support with childcare costs is given in section 6).
- 4.9 The local authority cannot determine the pricing structure of individual childcare providers, as with other business sectors, childcare is influenced by market forces. However, the local authority has a legal duty to ensure there is sufficient affordable childcare and where a gap in the market is identified, it may consider providing alternative arrangements to meet this duty.
- 4.10 The Statutory Guidance document that is issued by the Department for Education stipulates that Local Authorities should not intervene in providers' private businesses outside of a child's early education place which includes charges for provision outside a child's FEE place.

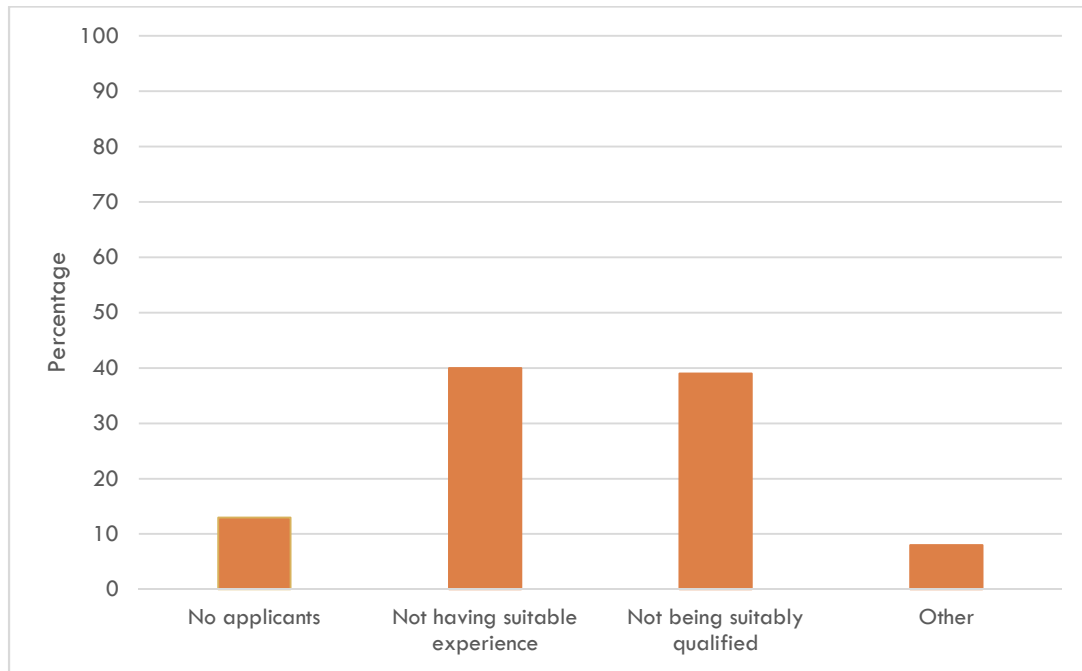
Funding Rate

- 4.11 Feedback received from providers has indicated that for many the current FEE rates are not sufficient to allow them to continue to offer the extended entitlement without it harming the financial stability of their business. It has been highlighted that offering more than 15 hours at a rate that does not meet their requirements will affect the sustainability of the childcare business and as a result places in good quality provisions may close or providers may not be able to offer the flexibility parents would like.
- 4.12 This will be closely monitored by the EYSS, however as rates are based on the income received from the Government in the dedicated Schools Grant there is minimal flexibility in determining the rates that are passed down to the providers.

Staffing

- 4.13 Staffing costs are the largest outgoing for childcare providers and the cost of employing staff can increase year on year. Employers must ensure they pay their staff at least the minimum wage and may choose to pay the living wage rate. In addition the introduction of the compulsory work place pension scheme will have had implications for many childcare businesses and may impact upon the sustainability of childcare provision.
- 4.14 Staffing will also have an impact upon the quality of provision and it is imperative that childcare providers recruit high quality staff. Well experienced and qualified staff come at a price and many providers are unable to meet these costs. This sector is amongst one of the lowest paid professions and as a consequence young people are not taking up a career in childcare.
- 4.15 To identify any additional issues providers may be having with recruitment, a survey was distributed to PVI group care providers at the termly regional Leader and Manager briefings.
- 4.16 Of the settings that responded 77% said they had recruited in the last 12 months but 65% of these reported that they found it difficult. Figure 14 overleaf shows the reasons cited for this:

Figure 14. Reasons for Non Appointments to Childcare Vacancies



Source: Derbyshire County Council, Early Years and Childcare Service, Autumn 2017

4.17 Clearly, not being able to recruit staff with the necessary qualifications and experience could have a detrimental effect upon the childcare market. The Early Years and Childcare Service offer support to childcare providers to deliver quality childcare and are able to identify early concerns around staffing.

5. QUALITY OF CHILDCARE

Quality of Provision

- 5.1 Evidence shows that the quality of childcare is a significant factor affecting a child's future chances. High-quality early education improves children's school readiness and cognitive development, whilst poor-quality early education does very little to boost children's development⁵.
- 5.2 The quality of early provision is measured through inspections undertaken by Ofsted (Office for Standards in Education). Ofsted is the sole arbiter of quality and through the inspection process, each setting will receive one of four grades (outstanding, good, requires improvement or inadequate) depending on the inspection findings.
- 5.3 Figure 14 provides data on the inspection outcomes of registered early years and childcare providers at their last inspection.

Figure 15. Ofsted Inspection Grades by Provider Type

Childminders

	Outstanding	Good	RI	Inadequate	Good +
England	14.4%	77.8%	6.9%	1.0%	92.2%
Derbyshire	9.0%	85.4%	5.7%	0.0%	94.4%
Difference	-5.4%	7.6%	-1.2%	-1.0%	2.2%

Source: 31/03/2017 Ofsted data release statistics

Childcare on non-domestic Premises (Pre-schools, Day Nurseries, Out of school provision, Holiday Schemes)

	Outstanding	Good	RI	Inadequate	Good +
England	19.3%	76.1%	3.4%	1.1%	95.4%
Derbyshire	10.1%	85.9%	2.9%	1.0%	96.1%
Difference	-9.2%	9.9%	-0.5%	-0.2%	0.7%

Source: 31/03/2017 Ofsted data release statistics

⁵ 2014 Joseph Roundtree Foundation, <https://www.jrf.org.uk/blog/30-hours-free-childcare-worth-fighting>

- 5.4 As the table shows the quality of provision across Derbyshire is high. The Early Years & Childcare Service will continue to support providers to improve the quality of delivery and meet the requirements of the Early Years Foundation Stage (EYFS) and Ofsted. The quality of provision plays an important part in the sufficiency of places.
- 5.5 New childminders are offered a range of support to ensure they deliver high quality early years and childcare provision across Derbyshire. Over 92% of childminders achieve good or outstanding at their first Ofsted inspection.

Early Years Pupil Premium (EYPP)

- 5.6 Since April 2015 childcare providers delivering the free nursery education entitlement for three and four year olds have been able to apply for additional funding of up to £302.10 per year, per eligible child, to support disadvantaged children. Children are also eligible if they are looked after by the local authority, adopted from care or have left care under a special guardianship or residence order.
- 5.7 EYPP funding is paid to providers to support identified needs of disadvantaged children and support their outcomes. Providers should use EYPP effectively with a clear plan of how they will use the additional funding to benefit and impact upon identified children and reduce differences in outcomes between groups of children.
- 5.8 Providers are asked by Ofsted to evidence how this additional funding has been used and what impact this has had on individual children. To support this process providers complete an evaluation form which forms the basis of an annual self-evaluation process with the Early Years and Childcare Service.
- 5.9 It is estimated that 20% of the population are eligible for EYPP, which means there are approximately 2,503 three and four year old eligible children in early years' settings in Derbyshire.
- 5.10 In the 2017/18 spring term EYPP payments were made for 967 eligible children to childcare providers in both the PVI and maintained sectors across Derbyshire. This represents around 39% of the number of children who could claim this additional funding.

- 5.11 The identification of eligible children relies upon parents making schools and settings aware so that they are able to apply for the funding. In order to ensure as many parents inform schools and settings as possible, publicity work will continue to improve the take up and therefore benefit the setting and the eligible children.
- 5.12 From autumn 2018 Derbyshire's system of paying EYPP is changing and will make it easier for providers to check the eligibility of children that attend their setting. It is hoped that with this change the number of children that claim the additional funding will increase and settings will be able to more effectively use the funding they receive to target those children whom it is designed to support.

6. AFFORDABILITY OF CHILDCARE

Average Childcare Costs

- 6.1 Cost can be one of the main barriers to childcare, however it can be difficult to compare providers with accuracy as opening times or sessions times will vary and costs will reflect this. In addition there will be differences in what is included in the fees, some providers may include items such as nappies, meals and may offer discounts for siblings or shorter sessions whilst others may not.

Costs of Early Years Childcare

- 6.2 Childcare for younger children is often the most expensive due to factors such as staff/child ratios etc. Most parents find that their childcare costs reduce as their child grows and all children are entitled to the universal 15 hours of FEE from the age of three which can reduce a parent/carers childcare bill. The introduction of the extended entitlement should offset the cost of childcare and reduce the childcare bill for parents/carers, however this will vary in each provider according to how the extended entitlement hours are delivered and what is included in the FEE hours and what is an additional charge. Parents are always advised to ensure they check a providers pricing structure to clarify this.
- 6.3 Providers are not allowed to charge 'top-up', this is where a provider deducts the amount of funding they received from the local authority from their normal hourly rate and charge the parent/carers for the difference. All FEE hours must be completely free, although providers can make charges for additional hours, meals and sundries although paying for extras cannot be compulsory. This is stipulated by the Government and is a criteria in the Provider Agreement contract that providers must sign and adhere to be able to deliver FEE places on behalf of the local authority. The EYSS monitor the adherence to the contract including the charging of top up through their compliance team.
- 6.4 As the eligibility criteria for the extended entitlement is wide it is anticipated that around 71% of all parents in Derbyshire will be entitled to the additional 15 hours of FEE.
- 6.5 The EYSS will continue to monitor the cost of childcare particularly in relation to the introduction of the extended entitlement to measure any adverse impact this may have upon the cost of childcare.

Help with Childcare Costs

- 6.6 There are a number of schemes available to parents and carers to help with childcare costs. Parents and carers must select the scheme that is best suited to their personal circumstances as, for example, employee childcare vouchers may affect the amount of tax credits payable.
- 6.7 In 2017 the Government launched the Childcare Choices website that provides details of all the help with childcare costs that is available. The site is a one stop shop for information on childcare schemes and allows parents/carers to see if they are likely to be eligible and apply at the click of a button on-line at **www.childcarechoices.gov.uk**
- 6.8 Information on the following schemes can be found at this website:
- 15 hours Free Childcare for Two Year olds
 - 15 hours Universal Childcare for all 3 & 4 Year Olds
 - 30 Hours Extended Entitlement for eligible 3 & 4 Year Olds
 - Tax Free Childcare (for 0 – 11 year olds)
 - Tax Credits for Childcare
 - Universal Credit for Childcare
 - Childcare Voucher Scheme (Salary Sacrifice Schemes)
 - Support Whilst You Study

7. FUTURE PLANNING

- 7.1 The publishing of the annual Childcare Sufficiency Assessment is only one part of the local authority's legal duty in managing the childcare market to ensure there is sufficient childcare. It must be recognised that the statistics and data are fluid and constantly changing. This document only provides a snapshot of the position of the childcare market at any given time. Nevertheless, this assessment still provides a good indication of trends or areas for further investigation and action, and the tools used in the production of the assessment enable on-going analysis and monitoring of the childcare data.
- 7.2 The Early Years Sufficiency Service (EYSS) will continue to manage the childcare market in Derbyshire taking into account all available data and developing new data streams where possible to identify gaps in the market and future trends that may require action. Where a gap in the market is identified the EYSS will endeavour, where reasonably practicable, to meet the needs of parents/carers whilst taking into account the financial viability of new and existing provision.
- 7.3 One of the Early Years and Childcare Service (EYCS) priorities will be to promote the two year old offer and increase take up rates as part of the strategy to improve outcomes for disadvantaged children and their families, with the Parent Champions Volunteer Scheme playing a crucial part in this. Further work will also be undertaken to look at the sufficiency of places to identify if the 30 hours extended entitlement has had a detrimental impact on the number of places for two year olds.
- 7.4 The EYCS will continue to ensure the sufficiency and quality of places for three and four year olds to meet the demand for both the universal and the extended entitlement, however in the next academic year the focus will be to monitor out of school provision to ensure there is sufficient places within Derbyshire to meet the demands of parents already accessing 30 hours extended entitlement.
- 7.5 Work will continue to ensure the 30 hours offer is embedded with providers and encourage more providers to offer the extended entitlement places flexibility to meet demand. This will include consultation with parents to discover what the main benefits to parents/carers have been.
- 7.6 Based on the findings of this Childcare Sufficiency Assessment the action plan has been reviewed and updated to assist the local authority in its duty to manage the childcare market.

8. Childcare Sufficiency Action Plan 2018/19

Outcome	Action	How	Who	When
Parents/carers have access to the universal and extended entitlement	<ul style="list-style-type: none"> • Ensure parents/carers are aware of their entitlements and are receiving them • Extend and develop the Parent Champion Programme • Continue to ensure there are sufficient good quality early years education places in Derbyshire, focusing on wards where there may be an indicated undersupply 	<ul style="list-style-type: none"> • Regular updates on Website and online survey 	EYSS and FIS	Ongoing
		<ul style="list-style-type: none"> • Attendance at Job Centre Plus events to promote support with childcare 	EYSS and Family and Childcare Trust	Ongoing
		<ul style="list-style-type: none"> • Consult with parents to measure the benefits of the extended entitlement 	EYSS	April 2019
		<ul style="list-style-type: none"> • Review provider invoices through compliance process to ensure parents/carers are receiving the free entitlement as per stat. requirements 	EYSS	Ongoing
		<ul style="list-style-type: none"> • Launch the Parent Champion Programme in Cotmanhay and other identified areas 	EYSS	April 2019
		<ul style="list-style-type: none"> • Statistical data updated termly to identify pockets of undersupply 	EYSS	Ongoing
Outcome	Action	How	Who	When

Cont.... Parents/carers have access to the universal and extended entitlement		<ul style="list-style-type: none"> Identify premises in areas of undersupply and promote opportunities for leasing premises Continue to support schools and PVI providers with developing nursery provision and the implementation of the extended entitlement 	EYSS, Elected Members and Corporate Landlord, Property Services EYSS	Ongoing Ongoing
Increase take up of Two Year old Funded Places	<ul style="list-style-type: none"> Continue to target eligible families with promotional marketing. Extend and develop the Parent Champion Programme 	<ul style="list-style-type: none"> Review the marketing materials for 2YO funding in light of the introduction of universal credit Attendance at Job Centre Plus events to promote support with childcare Continue to target eligible families using the DWP list. 	EYSS EYSS EYSS, Children's Centre	January 2019 Ongoing Ongoing
Outcome	Action	How	Who	When

Parents/carers are able to access Out of School Provision	<ul style="list-style-type: none"> Identify what out of school provision already exists and identify any gaps in provision 	<ul style="list-style-type: none"> Derbyshire wide mapping exercise to be undertaken 	EYSS	January 2019
		<ul style="list-style-type: none"> Review package of support offered to maintained sector in light of introduction of 30 hours extended entitlement 	EYSS	April 2019
		<ul style="list-style-type: none"> Support schools and PVI providers to develop good quality out of school provision where required and sustainable 	Early Years and Childcare Service	Ongoing
Better outcomes and support for children eligible for Early Years Pupil Premium (EYPP)	<ul style="list-style-type: none"> Increase take up of Early Years Pupil premium (EYPP) 	<ul style="list-style-type: none"> Implement new system of paying EYPP to providers 	Early Years Finance	September 2018
		<ul style="list-style-type: none"> Monitoring and evaluation of how EYPP is being spent and the benefits to children 	Early Years and Childcare Service	Ongoing

Outcome	Action	How	Who	When
Eligible foster carers are able to access the 30 hours extended entitlement	<ul style="list-style-type: none"> Implement the 30 hours extended entitlement for foster carers 	<ul style="list-style-type: none"> Establish the eligibility criteria and processes 	EYSS	September 2018
		<ul style="list-style-type: none"> Create guidance information 	EYSS	September 2018
		<ul style="list-style-type: none"> Promote entitlement amongst foster carers 	EYSS, Social Care	Ongoing