




Total Gross Internal Floor Area = 636.44-103.67 = 532.77 Sq.m

CAFE AREAS	
	Dining Area = 83.21sqm
	Kitchen Area = 25.04sqm
	Toilet / Circulation Area = 5.75sqm

Classification			
<b>CONTROLLED</b>			
A	PCN NL/82	MAR 24	LS
Rev.	Details of Revision	Date	Initial
 <b>Derbyshire County Council</b> Corporate Services & Transformation Corporate Property Tel: 01629 580000 E-mail: Coreproperty.data@derbyshire.gov.uk			
Measurement Standard			
Standard - IPMS			
Method	Laser & Tape		
Unit	MM		
Tolerance	25MM		
Date of Measure			
Project			
VISITOR CENTRE SHIPLEY COUNTRY PARK			
UPRN Number			
2694-01			
Department			
PLACE			
Title			
CAFE AREAS			
Scale	1:100	Drawn	LS
Original Size	A2	Date	MAR 24
Status			
<b>ASSET MANAGEMENT PLAN</b>			
DO NOT SCALE			
Use only written dimensions. All dimensions must be verified prior to the works being put into hand and any discrepancies reported to the originator			