

SNOW INFO

When it snows go to...


www.derbyshire.gov.uk/snow
for

- ▶ School closures
- ▶ Latest weather
- ▶ Road conditions
- ▶ Find your nearest grit bin
- ▶ Gritting routes and updates

www.derbyshire.gov.uk/snow

Call Derbyshire 08456 058 058*

or 01629 533190



Scan this QR code with your smartphone camera to go to our mobile website.

Written and produced by the Public Relations Division, Chief Executive's Office, Derbyshire County Council, County Hall, Matlock, Derbyshire DE4 3AG. December 2011.

GRITTING ROUTES IN EREWASH, SOUTH DERBYSHIRE AND HEANOR



SNOW INFO

Call Derbyshire 08456 058 058*
or 01629 533190
www.derbyshire.gov.uk/snow

Over the past two years we've faced some of the most extreme weather we've ever seen. But we know that getting out and about is a top priority for you which is why we have a budget of £4.5 million this year to help make our roads as safe as possible and to minimise any delays caused by bad weather.

During the winter we provide 24 hour cover to respond to weather conditions using a fleet of specialist vehicles. And we grit and clear 47% of Derbyshire's roads which we have split into primary, secondary and tertiary routes.

In heavy ice and snow our focus is keeping the main roads open. Some will be pre-treated before bad weather hits and gritted round-the-clock while others will be treated during the day. And while we cannot guarantee to grit roads which are not on our primary and secondary routes there is a form on our website to request a road be gritted www.derbyshire.gov.uk/snow. We'll only consider these roads when priority routes have been treated and any requests will be dealt with in order of where need is greatest.

This leaflet shows you which roads are being gritted across the county and in key towns in Erewash, South Derbyshire and Heanor. We hope you find it useful.

GRITTING FACTS



- ▶ We've increased our stock of grit from 14,000 tonnes to 24,000 tonnes in depots around the county so we're better prepared in case of another harsh winter.
- ▶ We get grit deliveries daily as and when we need them. Last year – an exceptionally bad year – we had to order extra. We used around 30,000 tonnes, costing around £30 a tonne to buy – that's £900,000.
- ▶ We use the latest weather forecasting technology and road temperature sensors to decide when we need to send out gritting vehicles and how much grit to spread.
- ▶ We have 47 gritter vehicles and ploughs to attach to them, two snowblowers and more than 150 staff who work to grit, clear snow and co-ordinate our response.
- ▶ We use rock salt to grit our roads – it works by lowering the freezing point of water and is more effective when ground up by pedestrians and vehicles.
- ▶ Gritting doesn't work if it is extremely cold – below minus 10 degrees celsius.

GRITTING ROUTES IN DERBYSHIRE



Primary route – around 1,000 miles of Derbyshire's roads

- pre-treated before bad weather begins
- gritted round-the clock, if necessary
- A roads, heavily-used B roads
- major bus routes
- roads linking towns and larger villages
- roads outside bus, train, police, fire and ambulance stations and hospitals
- at least one route into villages and roads serving schools, health centres and other community facilities such as GP surgeries and parish halls, where possible.

Secondary route – around 550 miles of Derbyshire's roads

- may be pre-treated before bad weather hits
- only treated in the day, the first run usually completed by mid-morning
- some bus routes in residential areas
- roads to smaller villages and well-used roads through housing estates.

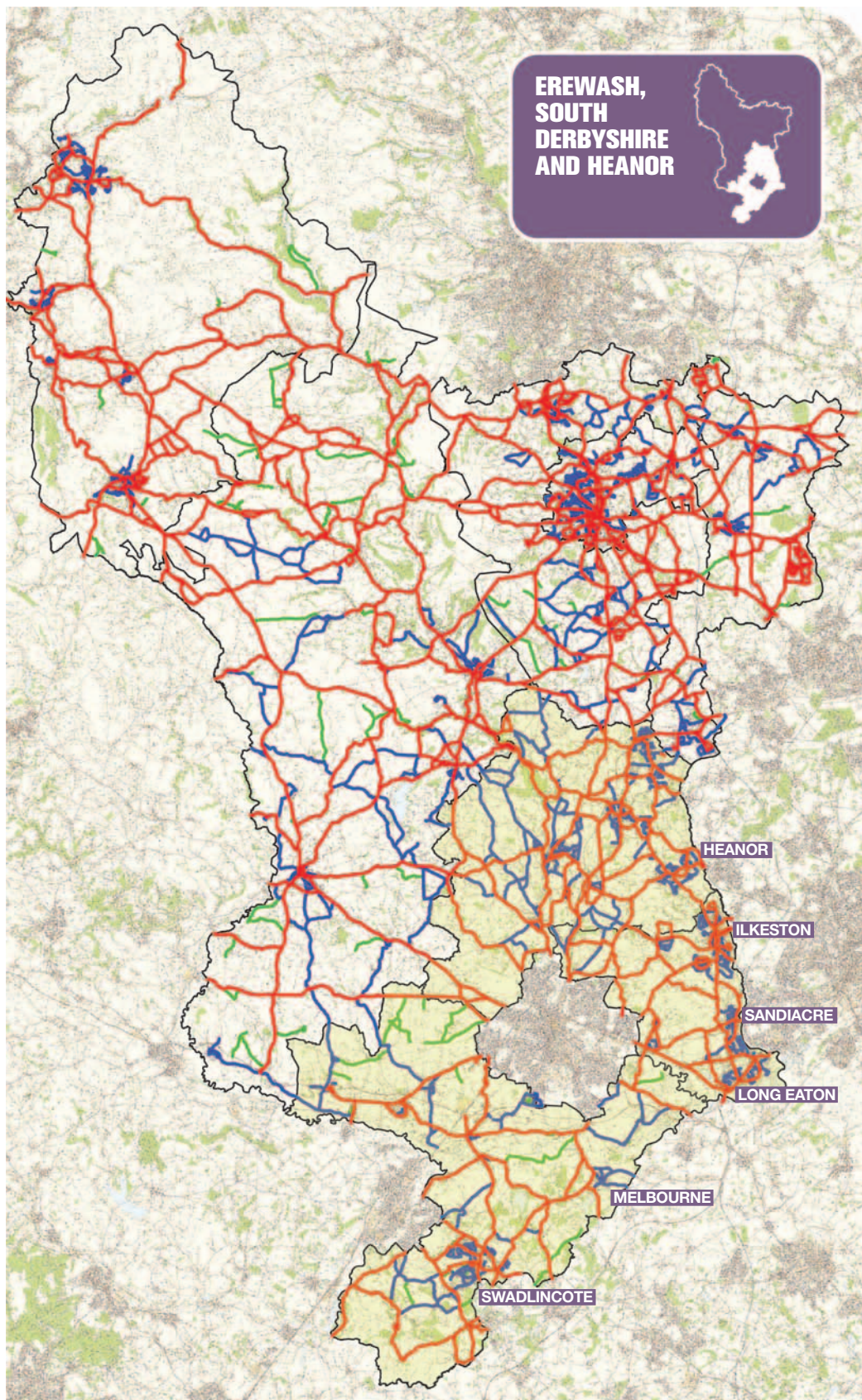
Tertiary routes – the number of these may increase as external contractors 'sign up' to help

- may not be gritted but cleared, for example by farmers
- routes to isolated villages
- roads to industrial areas, schools, residential and nursing homes, not already covered by primary or secondary routes.

We don't grit or clear snow from the A38, A628, A50 or the M1. The Highways Agency is responsible for these roads.

For more information about gritting routes and to find your nearest grit bin go to www.derbyshire.gov.uk/gritting

Footpaths are cleared by Derbyshire County Council in partnership with some local district and borough councils.



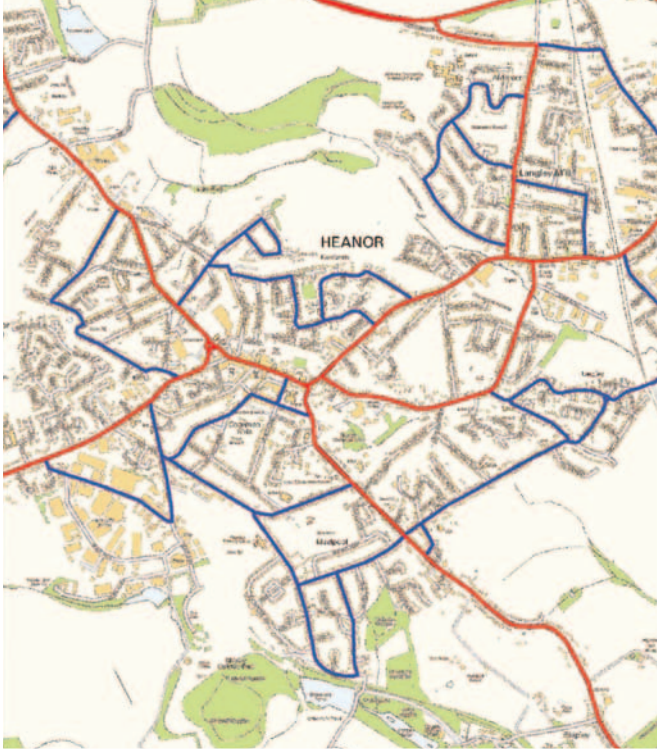
See overleaf for detailed town centre gritting routes. ▶

Leaflets covering gritting routes in other parts of Derbyshire are available. Contact Call Derbyshire 08456 058 058* or 01629 533190 for details.

Information correct at time of going to print. Please check the website www.derbyshire.gov.uk/gritting for the latest information.

© Crown copyright and database rights 2011. Ordnance survey 100023251.

HEANOR



Primary

Secondary

Tertiary

ILKESTON



Primary

Secondary

Tertiary

MELBOURNE

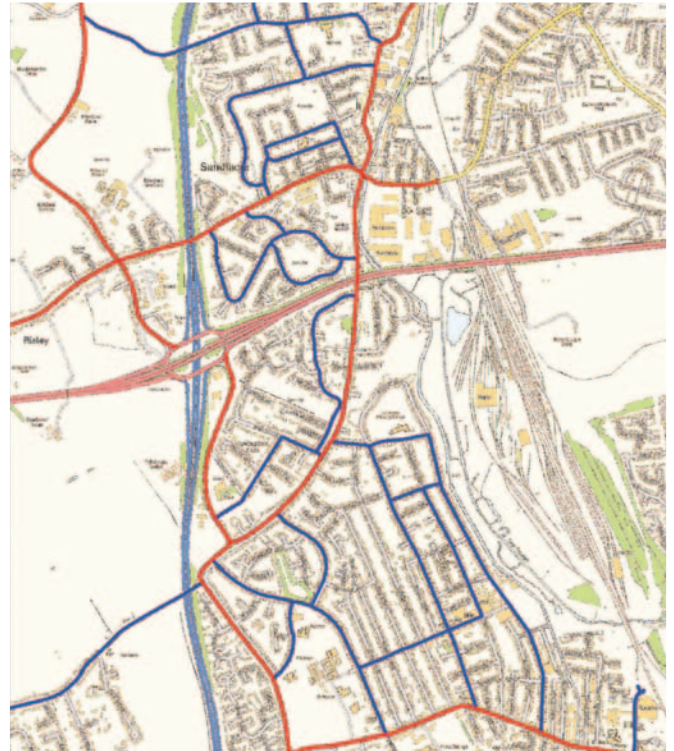


Primary

Secondary

Tertiary

SANDIACRE



Primary

Secondary

Tertiary

LONG EATON



Primary

Secondary

Tertiary

© Crown copyright and database rights 2011. Ordnance survey 100023251.

PUBLIC TRANSPORT



Buses and trains often keep running in snow and icy conditions. If you're worried about driving go to www.derbyshire.gov.uk/snow and follow the link to public transport. Or check out the details below for the latest travel information.

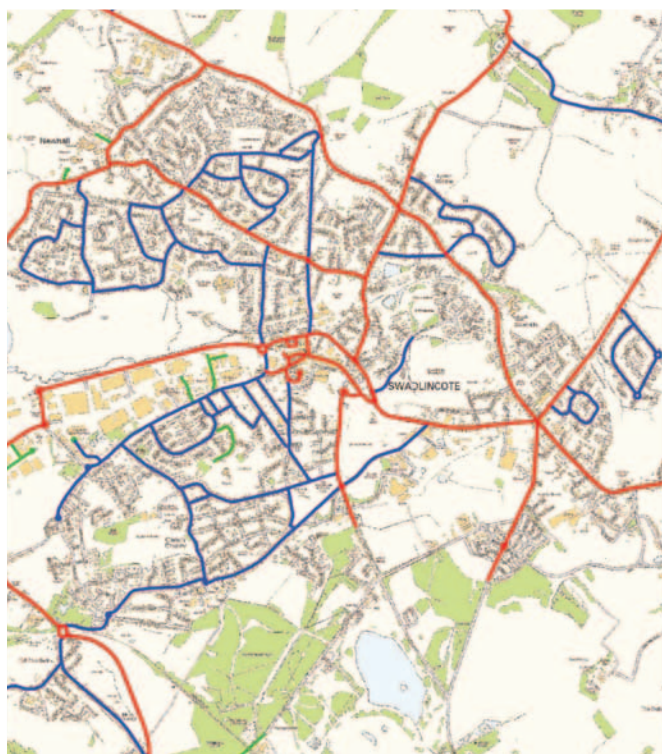
traveline 0871 200 22 33 7.00am to 9.00pm for local timetable information. Calls from landlines cost 10p per min. Other providers' charges vary.

National Rail Enquiries 08457 48 49 50 for train times and fares.

For more information and advice about travelling in snow and ice go to www.derbyshire.gov.uk/snow, contact Call Derbyshire 08456 058 058* or 01629 533190 or 999 in an emergency.

*Call charges may vary and calls from mobile phones may cost considerably more.

SWADLINCOTE



Primary

Secondary

Tertiary

WINTER DRIVING TIPS



- ▶ Only travel if your journey is necessary – could you use public transport instead?
- ▶ Check TV, listen to local radio or go to www.metoffice.gov.uk/weather/uk for the latest weather and travel information
- ▶ In icy conditions slow down, steer gently and avoid harsh braking
- ▶ Use dipped headlights if driving during snowfalls
- ▶ Check your lights are clean and working properly and your windscreen washer is full
- ▶ Check your vehicle battery is in good condition and fully charged and your tyres have the correct amount of air in them
- ▶ If going on a long journey take a shovel, torch, wellingtons, warm clothing, food and a hot drink
- ▶ If you break down stay with your vehicle until help arrives
- ▶ If you have to leave the vehicle make yourself visible to other road users