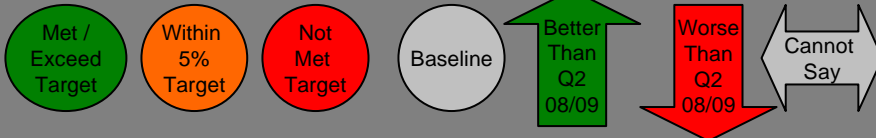


# LAA Performance Report Q2 2009/10

November 2009

| Thematic Partnership | Key Exception Messages | Current Qtr 2 09/10 Performance |
|----------------------|------------------------|---------------------------------|
|----------------------|------------------------|---------------------------------|



**Safer Communities**

- Assault with injury crime rate (NI 20) will remain in bottom quartile even if meet 2009/10 LAA Target.
- Rate of Hospital Admissions per 100,000 for Alcohol Related Harm (NI 39) is off target and getting worse. Forecasted not to hit 2010/11 LAA Target.
- Perceptions of ASB, drug use and drug dealing and drunk and rowdy behaviour being a problem ALL in bottom quartile.
- Total number of primary fires per 100,000 population (NI 49) will move from top to second quartile if 2009/10 LAA Target is met.

**Current progress**

6 1 4 0

**Direction of travel**

6 3 2

**Children's Trust**

- Prevalence of breastfeeding not meeting target. Would move down from 1st to 3rd quartile if 2009/10 LAA Target is met.
- Under 18 conception rate not meeting current target and forecasted not to meet 2010/11 LAA target.
- Although not meeting 8 of the 10 comparable educational attainment targets, Derbyshire performing better in 8 indicators compared to other County Council areas.
- Although meeting target and performing better for NEET, Derbyshire will move from 3rd to bottom quartile if 2009/10 LAA Target is met.

**Current progress**

6 0 11 0

**Direction of travel**

8 7 2

**Health and Wellbeing**

- All age all cause mortality rate for males in Derbyshire is performing better than other County Council areas and will move from bottom to second quartile if 2009/10 LAA Target is met.
- Supporting people to maintain independent living will move from third to first quartile if 2009/10 LAA Target is met. Currently on target and performing better directionally.
- Social care clients receiving self direct support is off target and directionally performing worse. Will stay in bottom quartile if 2009/10 LAA Target is met.
- Carers receiving needs assessments are not meeting target and directionally performing worse. However, if meet 2009/10 LAA target, will move from 3rd to 1st quartile.

**Current progress**

2 1 5 1

**Direction of travel**

4 3 2

**Culture**

- Adult participation in sport is in the bottom quartile compared to other County Council areas.

**Current progress**

0 0 0 3

**Direction of travel**

0 0 3

**Sustainable Communities**

- Municipal waste land filled is not meeting target. Although directionally performing better in comparison to County Council areas, Derbyshire will remain in the bottom quartile.
- Working age people claiming out of work benefits in the worst performing neighbourhoods is currently on target. However directionally its performing worse compared to previous year and other County Council areas. As such would slip from 1st and 2nd quartile if 2009/10 LAA Target is met
- Although meeting target for Non-principal roads where maintenance should be considered, it is in the bottom quartile in comparison to other County Council areas.

**Current progress**

6 1 0 3

**Direction of travel**

5 1 4

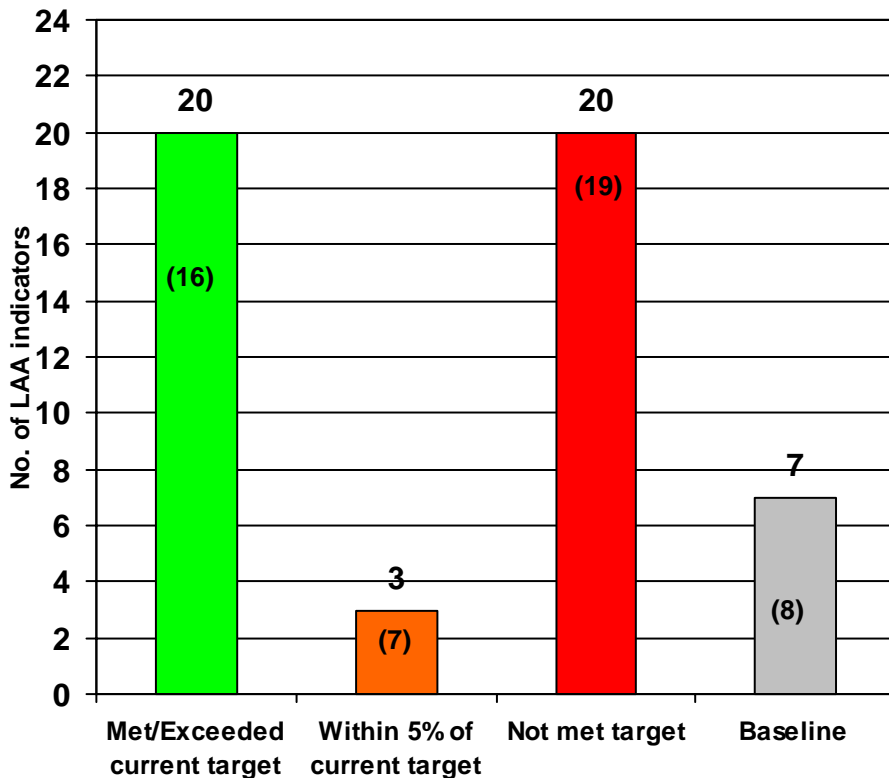
# Summary including mandatory educational targets

Derbyshire is currently meeting 20 out of its 50 LAA indicators, with another 3 targets within 5%.

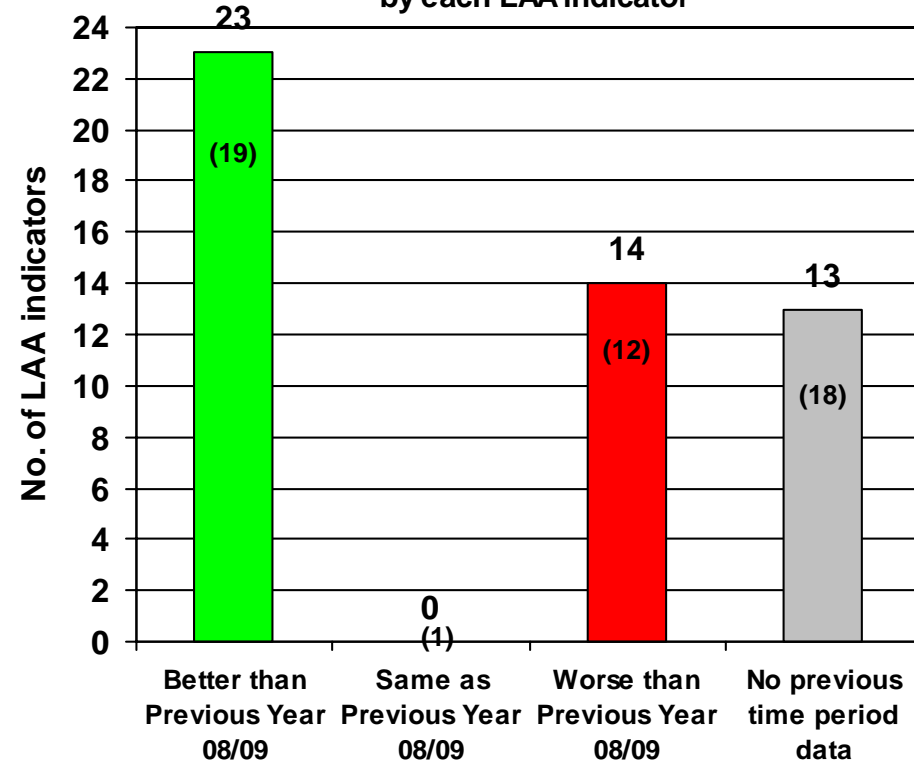
Direction of performance is split between 23 doing better and 14 worse.

Previous Quarter performance can be seen in brackets on bar charts.

Current Quarter 2 09/10 performance compared to target for each LAA indicator



Current Quarter 2 09/10 direction of performance (current compared to previous years period 08/09) by each LAA indicator



# Safer Communities: LAA Exceptions

## Key Exception Messages:

Assault with injury crime rate (NI 20) will remain in bottom quartile even if meet 2009/10 LAA Target.

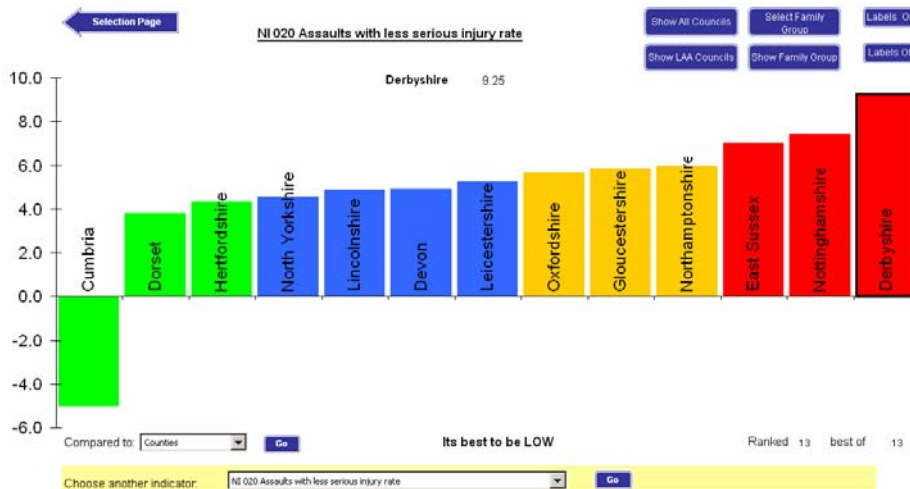
Rate of Hospital Admissions per 100,000 for Alcohol Related Harm (NI 39) is off target and getting worse. Forecasted not to hit 2010/11 LAA Target.

Perceptions of ASB, drug use and drug dealing and drunk and rowdy behaviour being a problem ALL in bottom quartile.

Total number of primary fires per 100,000 population (NI 49) will move from top to second quartile if 2009/10 LAA Target is met.

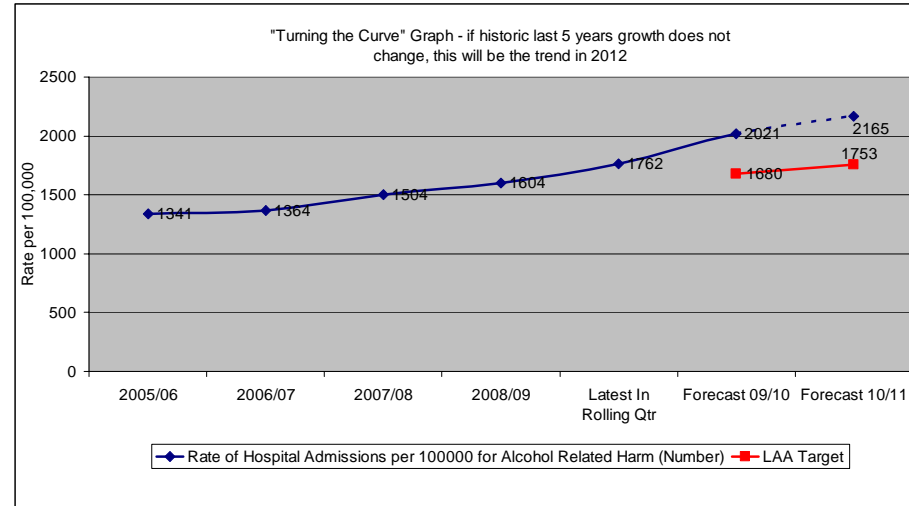
## Assault with injury crime rate (NI 20):

Assault with injury crime rate (NI 20) remains on target but only 1% within target. High Peak and South Derbyshire have moved from Amber to Red, with South Derbyshire going from 4% to 15% over target. Even if Derbyshire hits the 2009/10 LAA target, they will remain in the bottom quartile of benchmarked County Council areas.



## Rate of Hospital Admissions per 100,000 for Alcohol Related Harm (NI 39)

Is off target and getting worse. **It is forecasted NOT to meet 2010/11 LAA Target.** Actions being taken include training for front line staff on brief interventions, needs assessments on underage drinking, safe drinking public campaign, B Safe project with young people, alcohol diversion scheme, Probation alcohol programme for offenders and increased Trading Standards work. If Derbyshire does hit the 2009/10 LAA target, will move up from bottom quartile to third quartile of benchmarked County Council areas.




## Total number of primary fires per 100,000 population (NI 49)

Is on target but is worse compared to same period last year. Vehicle fire remains a concern. Current initiative work includes "Operation Bugle" which is aimed at tackling vehicle fires. If Derbyshire meet the 2009/10 LAA target, will actually move from top quartile to second quartile, compared to other County Council areas.


# Safer Communities: LAA Overall

## Current Performance – Quarter 2 2009/10:

Versus target, performance is getting better in 5 of the LAA indicators attributed to the Safer Communities.



Directionally, performance is getting better in 5 of the LAA indicators attributed to the Safer Communities.



## Link to LAA priorities:

**Achieve further reductions in crime and fear of crime** has 4 Green (NI 16, 20, 32 and LI 1) and 1 Red (NI 18). Direction of performance is **better** for all 5 indicators. Derbyshire is **performing better** than other benchmarked County Council areas in **all 3** of the indicators able to compare (NI 16, 18, 20).

**Reduce harm caused by drugs and alcohol** has 1 Green (LI 2) and 1 Red (NI 39). Direction of performance is **better** for LI 2 but **worse** for NI 39 and is in the third quartile compared to other County Council areas.

**Reduce anti-social behaviour** has 1 Red (NI 27), which is in the bottom quartile compared to other County Council areas.

**Reduce the number of accidents and primary fires** has 1 Green (NI 49) and 1 Red (NI 47). Direction of performance is **worse** for NI 49. Derbyshire is **performing better** than other benchmarked County Council areas in NI 47 and will move from third to first quartile if 2010 LAA target is met. However, NI 49 is **worse** and would slip from first to second quartile if 2010 LAA target is met.

Also contains cross cutting indicator of % of people who believe people from a different background get on well together in their local area, which is **Amber**.

# Children's Trust: LAA Exceptions

## Key Exception Messages:

Prevalence of breastfeeding not meeting target. Would move down from 1st to 3rd quartile if 2009/10 LAA Target is met.

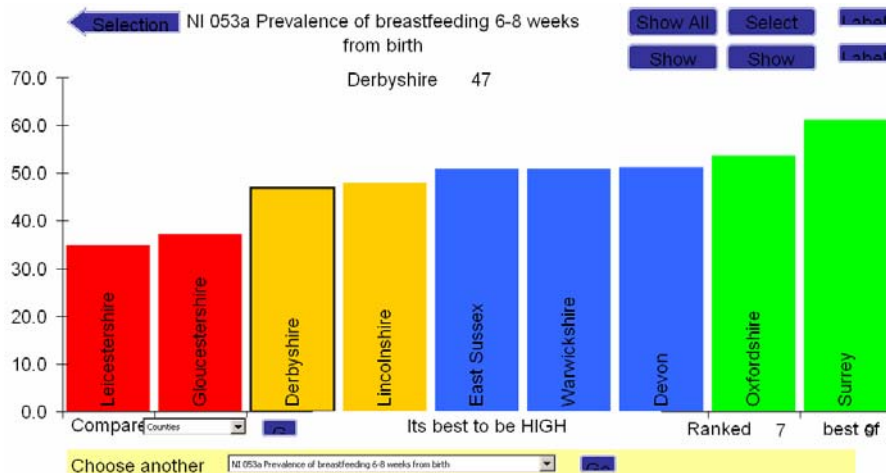
Under 18 conception rate not meeting current target and forecasted not to meet 2010/11 LAA target.

Although not meeting 8 of the 10 comparable educational attainment targets, Derbyshire performing better in 8 indicators compared to other County Council areas.

Although meeting target and performing better for NEET, Derbyshire will move from 3<sup>rd</sup> to bottom quartile if 2009/10 LAA Target is met.

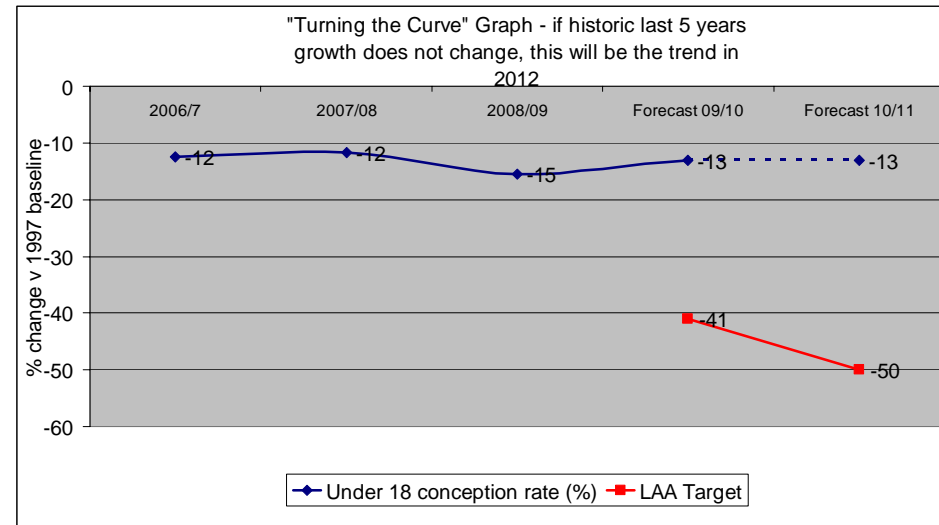
## Prevalence of breast feeding at 6-8 weeks from birth (NI 53)

is not meeting target but performing better than previous years period. A Derbyshire Infant Feeding Specialist commenced a new post in October 2008, responsible for increasing the incidence and duration of breastfeeding. If Derbyshire meet the 2009/10 LAA target, will move from first quartile to third quartile (in last place in quartile), compared to other County Council areas



## Under 18 Conception Rate (NI 112)

is not meeting target and worse than previous years period. It is NOT forecasted to meet 2010/11 LAA target. Resources are targeted at commissioning services in 'hot spot' areas and schools. Particularly vulnerable groups are targeted to receive services. If Derbyshire meet the 2009/10 LAA target, will move from second quartile to first quartile, compared to other County Council areas



## 16-18 yr olds who are not in education, training or employment (NI 117)

is meeting target and is performing better than previous years period. It is forecasted to meet its 2010/11 LAA Target. Data will be collected in Dec 09 and will show impacts of current economic downturn. However, if Derbyshire only meet the 2009/10 LAA target, will move into the bottom from third quartile, compared to other County Council areas.

# Children's Trust : LAA Overall

## Current Performance – Quarter 2 2009/10:

Currently exceeding/meeting 6 LAA targets inc educational targets.

## Link to LAA priorities:

**Reduce health inequalities** has 1 Red (NI 53). Direction of performance is **better**. Derbyshire is **performing worse** than other benchmarked County Council areas.

**Tackle obesity** has 1 Red (NI 56) and direction of performance is **worse**. Derbyshire is performing **better** than other benchmarked County Council areas.

**Reduce bullying** has 1 Green (NI 69). Direction of performance is **better** and is in the third quartile compared to other County Council areas.

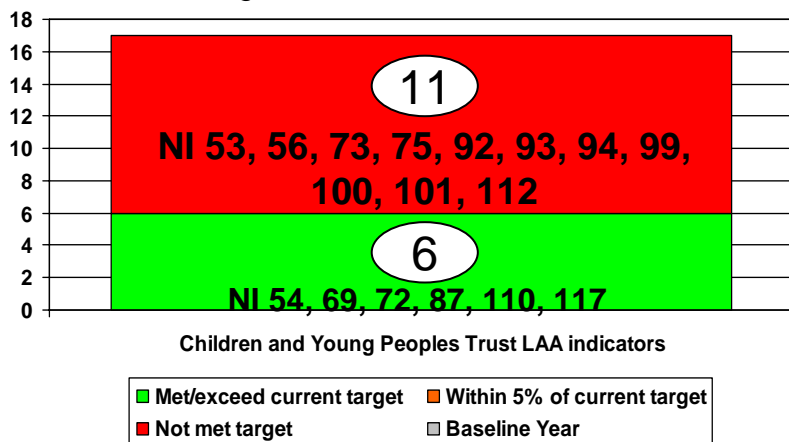
**Increase participation of young people in positive activities** has 1 Green (NI 110) and would move from bottom to second quartile if meet 2010 LAA target.

**Reduce teenage conceptions** has 1 Red (NI 112). Direction of performance is **worse**. Derbyshire is **performing better** than other benchmarked County Council areas.

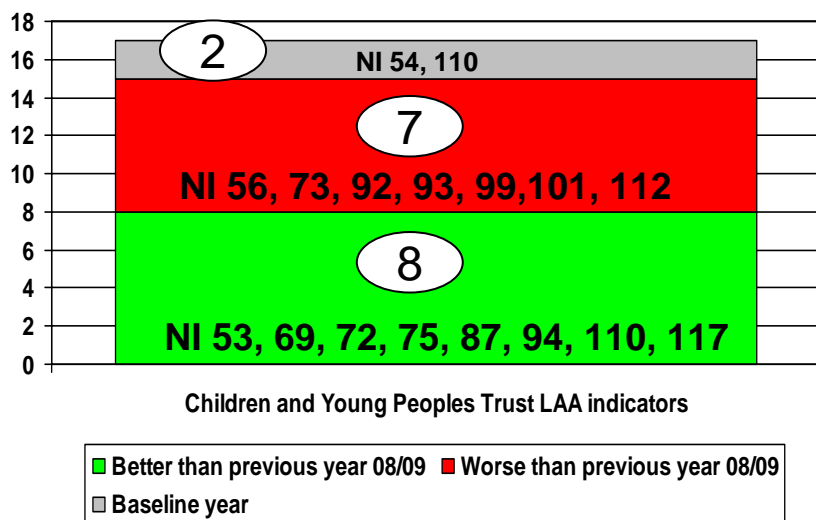
**Increase the number of young people participating in education, training and employment** has 1 Green (NI 117). Direction of performance is **better** and forecasted to meet 2011 LAA target. However, could slip into bottom quartile if only meet 2010 LAA target.

**Improve the quality of services for disabled children** has 1 Green (NI 54).

**Mandatory Educational targets** has 2 Green and 8 Red. Direction of performance is better in 5 NI's, 3 of which are from indicators not on target currently. However, 7 of the 10 comparable indicators will be in the top quartile if meet 2010 targets.



8 indicators have a better direction of travel.



# Health and Wellbeing: LAA Exceptions

## Key Exception Messages:

All age all cause mortality rate for males in Derbyshire is performing better than other County Council areas and will move from bottom to second quartile if 2009/10 LAA Target is met.

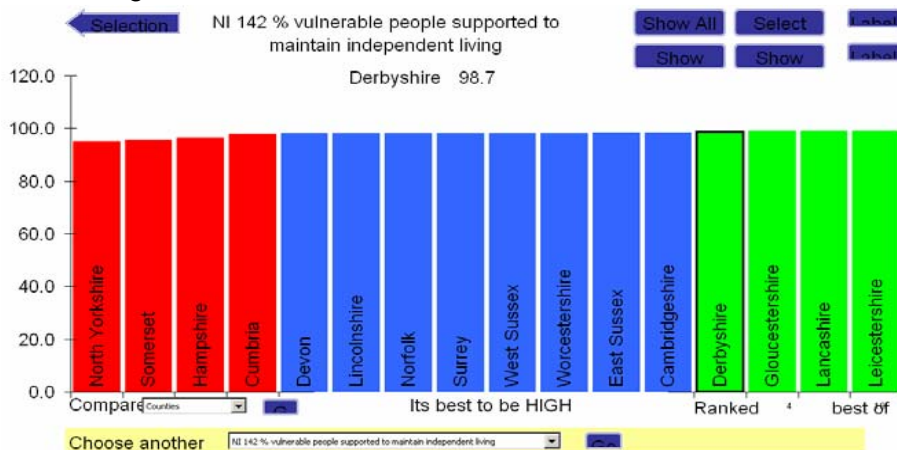
Supporting people to maintain independent living will move from third to first quartile if 2009/10 LAA Target is met. Currently on target and performing better directionally.

Social care clients receiving self direct support is off target and directionally performing worse. Will stay in bottom quartile 2009/10 LAA Target is met.

Carers receiving needs assessments are not meeting target and directionally performing worse. However, will move from 3<sup>rd</sup> to 1<sup>st</sup> quartile if 2009/10 LAA Target is met.

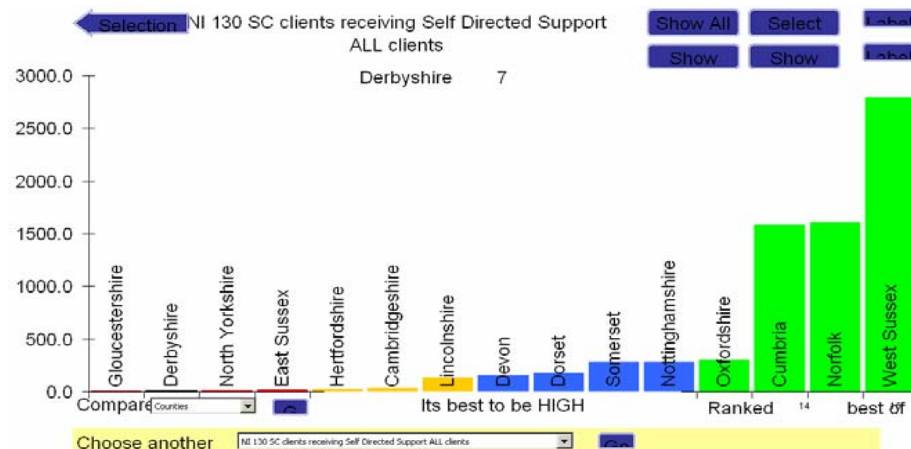
## Number of vulnerable people who are supported to maintain independent living (NI 142)

is meeting target and performing better than previous years period. Derbyshire is performing better than other County Council areas and will move from third to first quartile if meet 2009/10 LAA Target.



## Social care clients receiving self directed support (NI 130)

is not meeting target and performing worse than previous years period. Although Derbyshire is performing better than other County Council areas they will stay in the bottom quartile if meet 2009/10 LAA Target.



## All-age all cause mortality rate (NI 120)

is not meeting target for females and males in Bolsover and males overall. Females are within 5% of target, but performing worse than previous years period. However, Derbyshire is performing better than other County Council areas and will move into the second quartile for both males and females if the 2009/10 LAA Target is met.

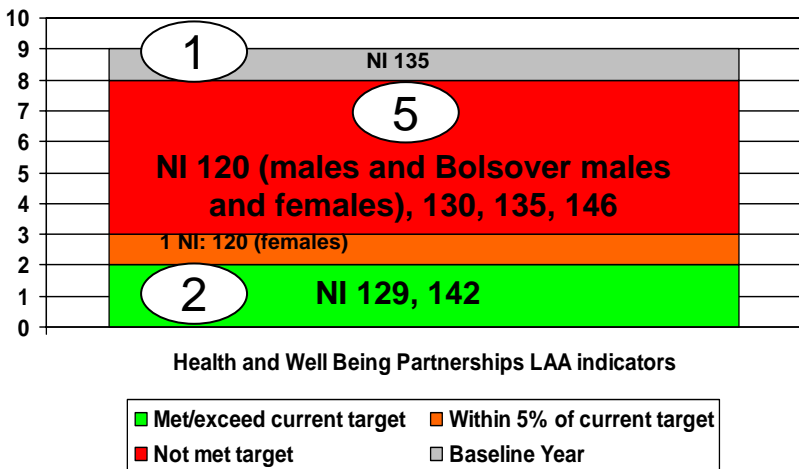
## Carers receiving needs assessment or review and a specific carer's service, or advice and information (NI 135)

is not meeting target and performing worse than previous years period. However, Derbyshire is performing better than other the 2009/10 LAA Target is met.

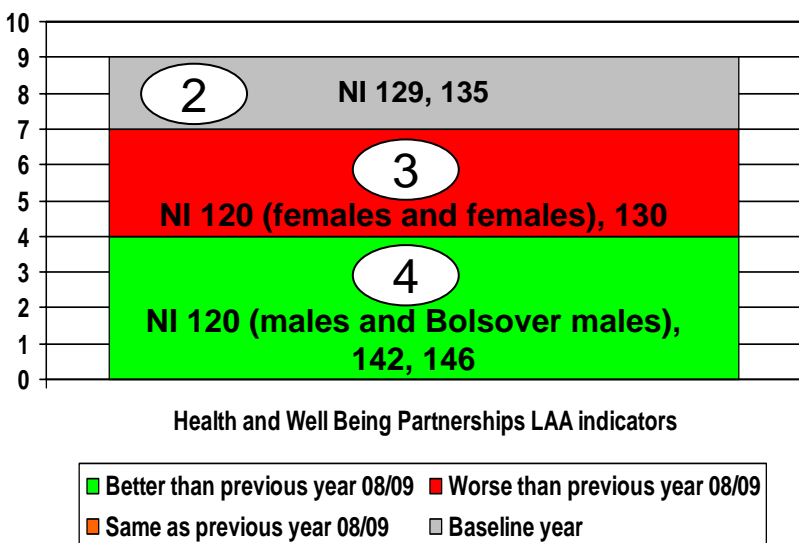
# Health and Wellbeing: LAA Overall

## Current Performance – Quarter 2 2009/10:

Currently exceeding/meeting 3 LAA targets.



Directionally, 4 indicators are improving.



## Link to LAA priorities:

**Improve the health and life expectancy of people in Derbyshire** has 1 Amber and 3 Red (NI 120 and Bolsover males and females). Direction of performance is **better** for males both in Derbyshire and Bolsover but **worse** for females. Derbyshire is **performing better** than other benchmarked County Council areas and would move into the second quartile for both males and females if 2009/10 LAA target is met.

**Improve end of life care** has 1 Green (NI 129). Direction of performance is **better**. Although performing better compared to other County Council areas Derbyshire **will remain** in the second quartile if 2009/10 LAA target is met.

**Support people to live independently** has 1 Red (NI 130). Direction of performance is **worse** for NI 130. Although performing better compared to other County Council areas Derbyshire **will remain** in the bottom quartile if 2009/10 LAA target is met.

**Improve support for carers and vulnerable people** has 1 Grey (NI 135). Direction of performance is **worse** but **performing better** than other County Council areas and would move from third to top quartile if 2009/10 LAA target is met.

**Increase the number of people living independently** has 1 Green (NI 142). Direction of performance is **better**. Derbyshire is **performing better** than other benchmarked County Council areas and would move from third to first quartile if 2009/10 LAA target is met.

**Increase employment (in particular for disadvantaged and underrepresented groups)** has 1 Red (NI 146). Direction of performance is **better**. Derbyshire is **performing worse** than other benchmarked County Council areas and would stay in bottom quartile if 2009/10 LAA target is met.

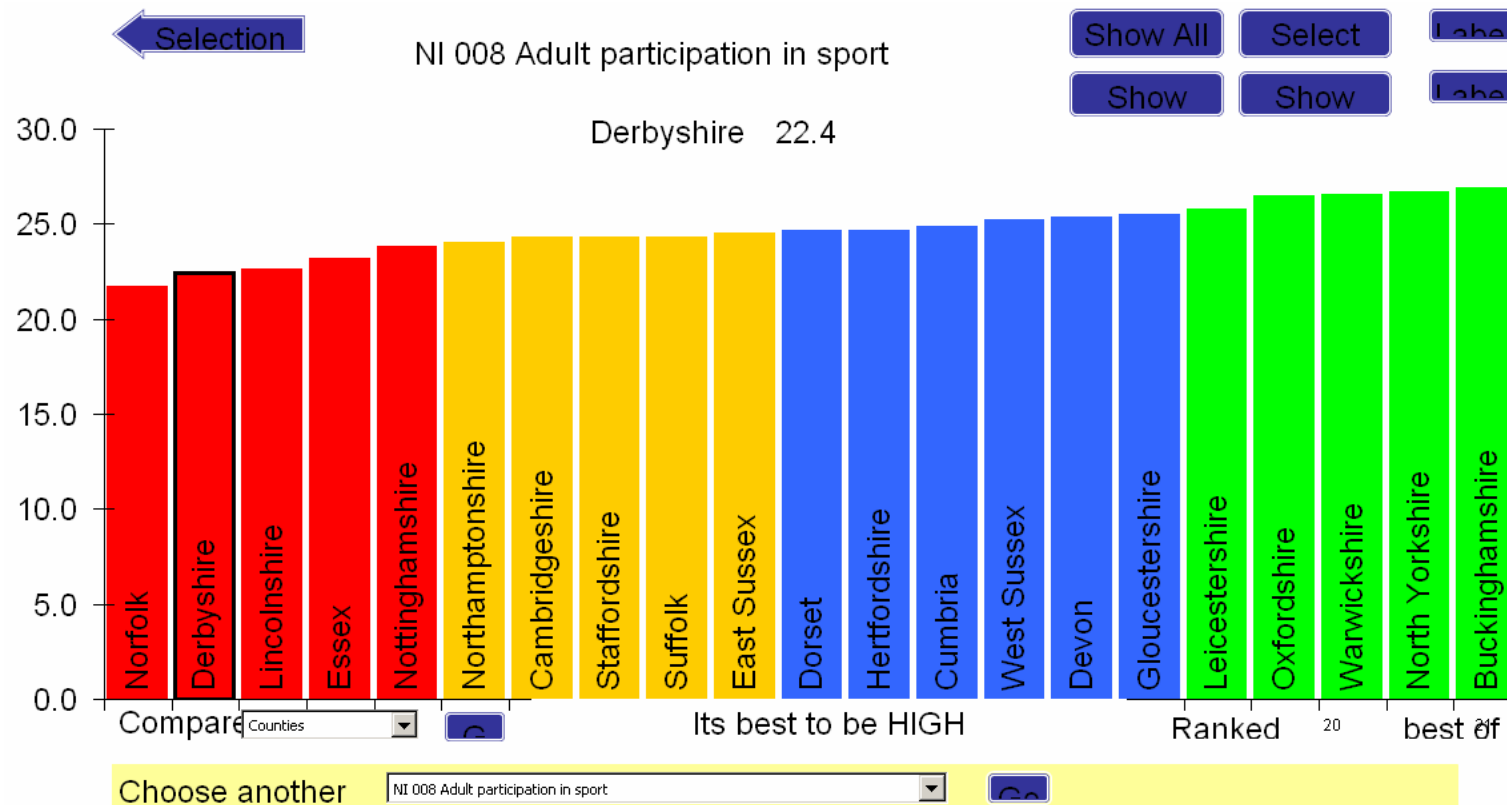
# Culture: LAA Exceptions

## Key Exception Messages:

Adult participation in sport is in the bottom quartile compared to other Councils across the country.

## Adult participation in sport (NI 8)

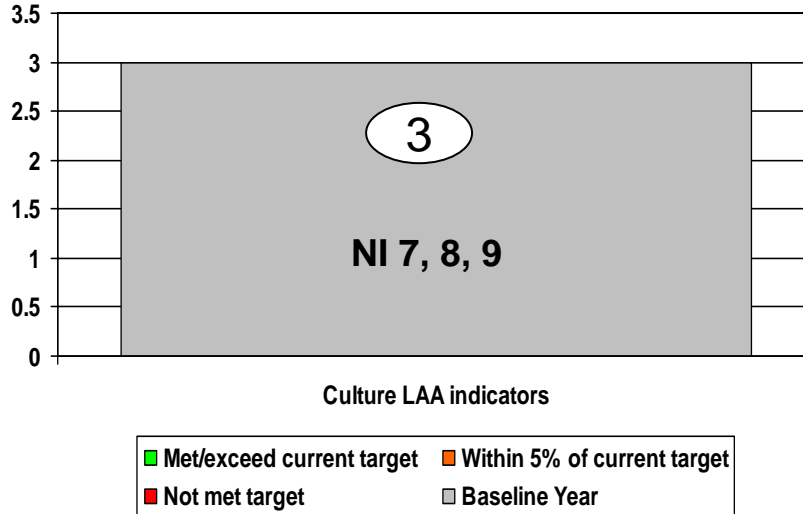
is still at baseline target. Active Survey shows regional variations and Chesterfield showed an increase from 16% to 22% of people since 2006.



# Culture: LAA Overall

## Current Performance – Quarter 2 2009/10:

LAA indicators for this thematic partnership do not have very much historic data, therefore analysis currently is not valid.



Directionally, it is not possible for meaningful analysis due to lack of historic data.

# Sustainable Communities: LAA Exceptions

## Key Exception Messages:

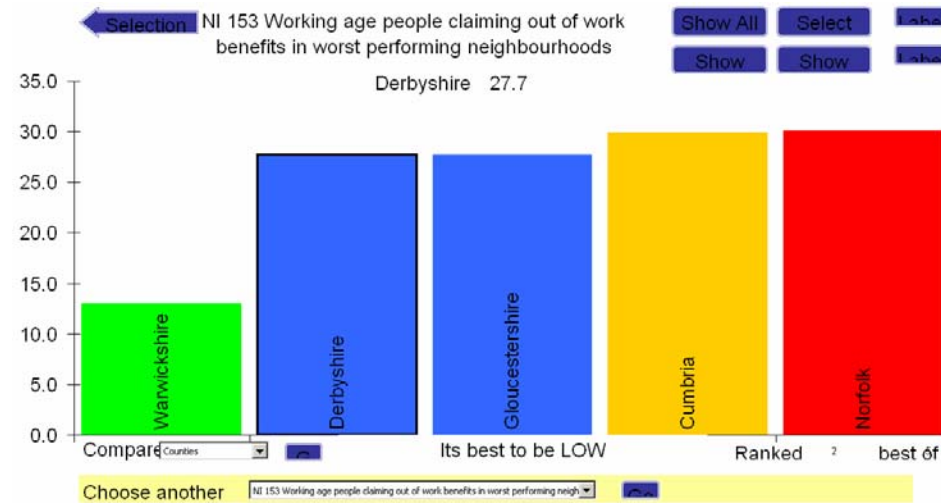
Municipal waste land filled is not meeting target. Although directionally performing better in comparison to other County Council areas they will remain in the bottom quartile.

Working age people claiming out of work benefits in the worst performing neighbourhoods is currently on target. However directionally its performing worse compared to previous year and other County Council areas. As such would slip from 1<sup>st</sup> and 2<sup>nd</sup> quartile if 2009/10 LAA Target is met.

Although meeting target for Non-principal roads where maintenance should be considered, it is in the bottom quartile in comparison to other County Council areas.

## Working age people claiming out of work benefits in the worst performing neighbourhoods (NI 153)

is meeting target but directionally performing worse than previous years period. It is anticipated that the economic downturn is likely to have an impact on future performance. Compared to other County Council areas, it is performing worse. Will move down from top to second quartile if 2009/10 Target is met.



## Non-principal roads where maintenance should be considered (NI 169)

is meeting target and directionally performing better than previous year period. A targeted programme of highways schemes is being implemented through 2009/10 to secure improved performance.

## Municipal waste land filled (NI 193)


is not meeting target but performing better than previous years period. Good performance is due to the consistent diversion of from landfill by recycling at Household Waste Recycling Centres and through kerbside collections. Although Derbyshire is performing better than other County Council areas will remain in the bottom quartile if 2009/10 LAA Target is met.




# Sustainable Communities

## Current Performance – Quarter 2 2009/10:

Current performance shows 5 indicators on target.



Directionally, 5 indicators are improving.



## Link to LAA priorities:

**Tackle climate change** has 1 Green (NI 188). 1 is grey (NI 186).

**Reduce worklessness in disadvantaged communities** has 1 Green (NI 153). Directionally this indicator is performing **better**. Compared to other County Council areas, it is also performing **worse** and would move from top and second quartile if 2009/10 target is met.

**Increase the number of affordable homes** has 1 grey (NI 155). Directionally this indicator is performing **worse**.

**Increase skills and qualifications** has 1 amber (NI 163). Directionally this indicator is performing **better**. Compared to other County Council areas, it is also performing **better** but would move from second to third quartile if 2009/10 target is met.

**Improve the condition of the roads** has 1 Green (NI 169). Direction of performance in **better** but is in the bottom quartile compared to other County Council areas.

**Develop the local economy and increase economic productivity** has 1 Green (NI 172) and in the top quartile compared to other County Council areas..

**Increase access to services and facilities** has 1 Green (NI 175).

**Manage waste in a more sustainable way** has 1 Grey (NI 193) Direction of performance is **better** however will stay in the bottom quartile compared to other County Council areas if 2009/10 LAA Target is met.

**Improve street and environmental cleanliness** has 1 Grey (NI 172) and is in the top quartile compared to other County Councils areas.