

Every Child Matters in DERBYSHIRE

A report of the Every Child Matters Survey 2009

These results are the compilation of data collected from a sample of secondary pupils in Derbyshire during Summer 2009. This survey was commissioned by **Derbyshire Children's Services** to collect reliable information about young people's lifestyles and their views of school provision. It follows a smaller study completed in 2007.

Collecting the figures

Teachers were briefed on how to collect the most reliable data and

then pupils anonymously completed the questionnaire. The sample sizes are shown in the table below.

Completed questionnaires were then returned to SHEU in Exeter for processing.

↑ Comparisons ↓

We have compared these results with a sample of schools from 2007. Different schools took part in 2007 and 2009, so we cannot

say for sure that any changes we see have occurred across Derbyshire.

Comparisons have also been made with samples of pupils and students from a large reference sample of pupils from schools across England. These comparisons are summarised on page 7.

3361 young people were involved in the 2009 survey:

	Year 8	Year 10	Total
Age	12-13	14-15	
Male	845	849	1694
Female	831	836	1667
	1676	1685	3361



Topics include

Being Healthy

Diet, mental health, physical activity, relationships and sexual health, drugs

Staying Safe

Bullying, perceived local safety, victims and protection

Making a Positive Contribution

Active citizenship, pupils' voice, responsibilities at school

Economic Well-being

Enjoying and Achieving

School aims and objectives, support for parents & young people, problems, sources of support & information

The major headings are taken from *Every Child Matters*, the Government's strategy paper.

Derbyshire Secondary school pupils in Year 8 & Year 10

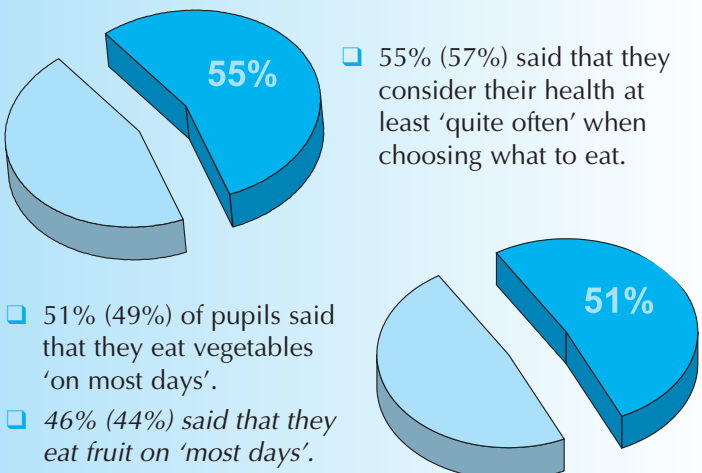
(ages 12-13 and 14-15)

Where figures are not given in a chart, they are shown in *italic*. Figures from the 2007 sample are shown following in brackets (99%).

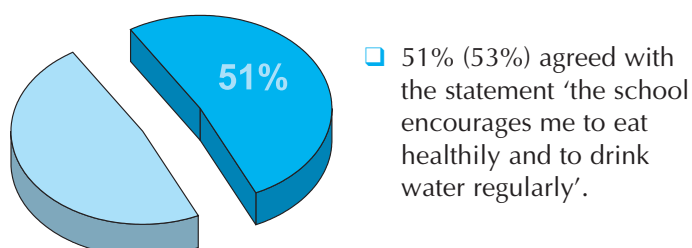
Being Healthy

Diet

What they told us about their lives:

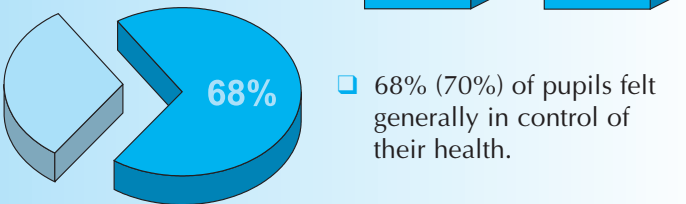
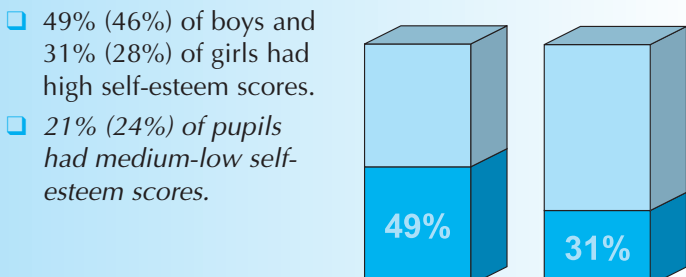


What they told us about how we are doing:

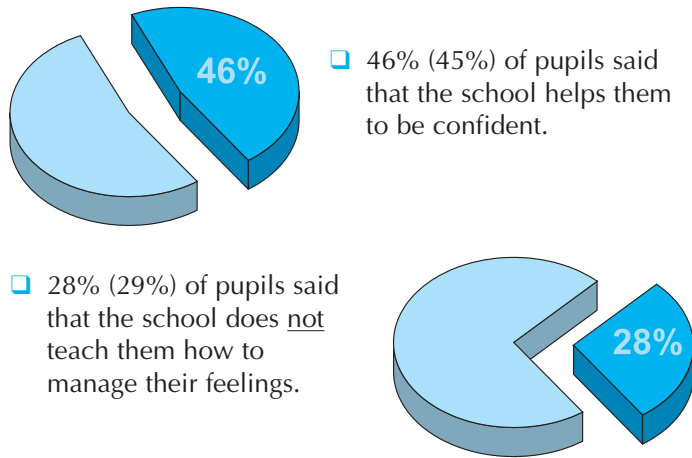


Mental health

What they told us about their lives:

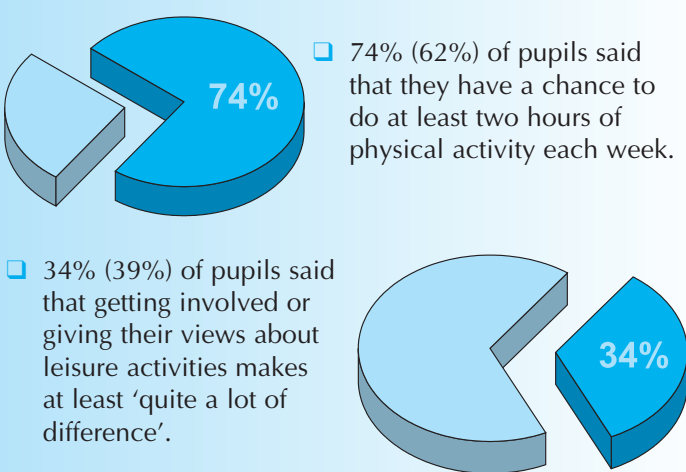


What they told us about how we are doing:

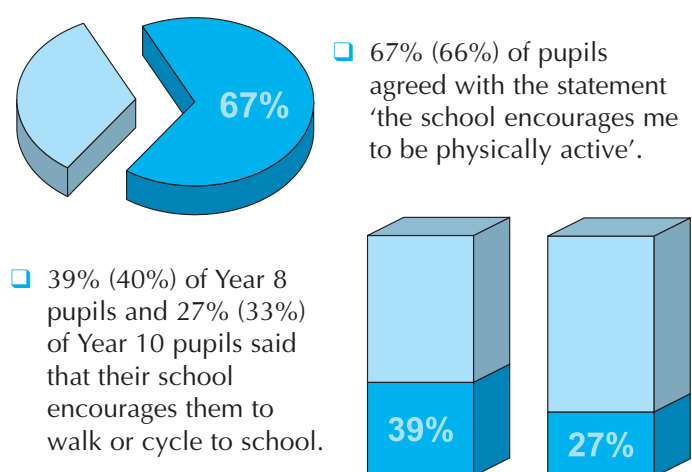


Physical activity

What they told us about their lives:

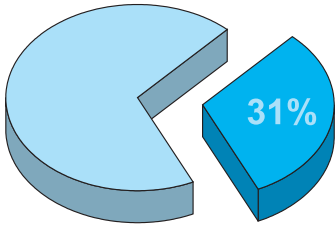


What they told us about how we are doing:



Relationships and sexual health

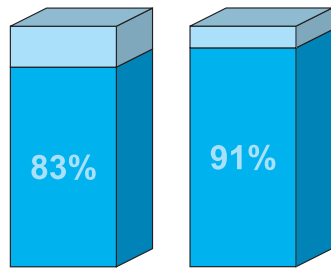
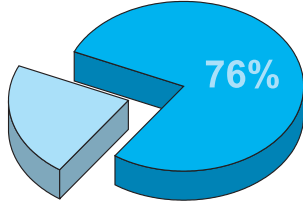
What they told us about their lives:



- 31% (27%) of pupils said that they feel 'at ease' when meeting people of their own age for the first time.

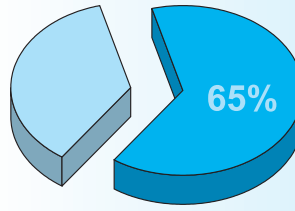
- 76% (78%) of pupils said that there are three or more adults they can trust.

- 5% (5%) said that there are no adults they can trust.



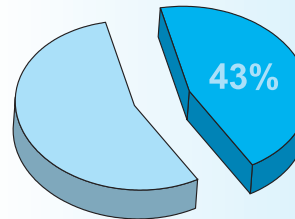
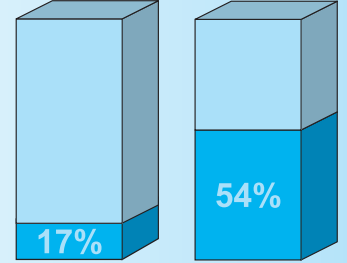
- 83% (85%) of boys and 91% (91%) of girls said 'can be honest with each other' is 'quite' or 'very' important in a relationship.

What they told us about how we are doing:



- 65% (66%) of pupils agreed that their school has helped them understand more about growing up and body changes.

- 17% (8%) of Year 8 pupils correctly identified that Chlamydia can be treated and cured. By Year 10 this has risen to 54% (45%).



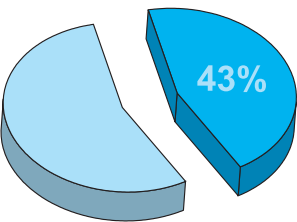
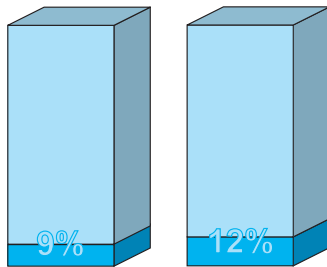
- 43% (39%) said that they thought there is a local contraception and advice service for young people available locally.

Drugs

What they told us about their lives:

- 9% (11%) of boys and 12% (17%) of girls smoked at least one cigarette during the last 7 days.


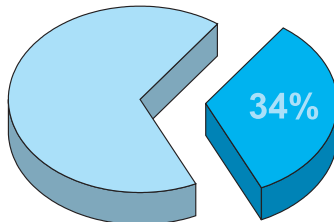
- 12% (14%) said that they smoke at least 'occasionally'.



- 43% (42%) of pupils said that they are 'fairly sure' or 'certain' they know a drug user.
- 26% (20%) of pupils said that they have been offered drugs.

- 34% (41%) said that they drank alcohol on at least one day in the last week.

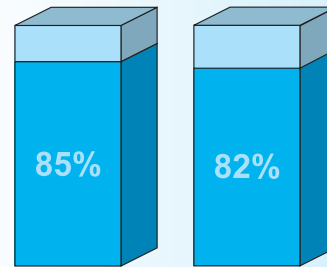
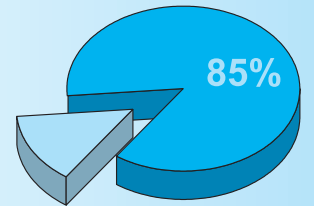
- 5% (6%) said that they bought it from an off-licence.



- 15% (14%) of pupils said that they have taken some form of illegal drug themselves.
- 8% (7%) of pupils said that they have taken an illegal drug in the last month.

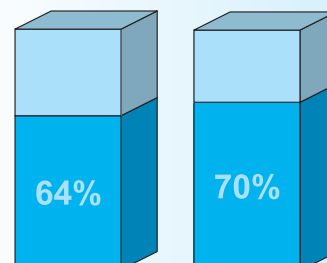
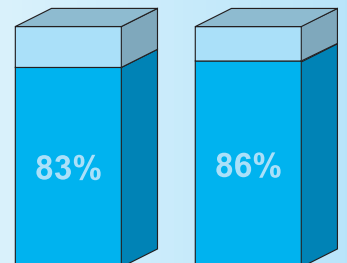
What they told us about how we are doing:

- 85% (82%) of pupils agreed with the statement 'in school, I've learnt about the dangers of smoking'.



- 85% (75%) of Year 8 pupils and 82% (82%) of Year 10 pupils agreed with the statement 'in school, I've learnt about the dangers of drinking alcohol'.

- 83% (75%) of Year 8 pupils and 86% (86%) of Year 10 pupils agreed with the statement 'in school, I've learnt about the dangers of using illegal drugs'.


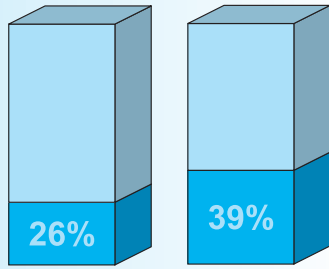


- 64% (63%) of Year 8 pupils and 70% (76%) of Year 10 pupils agreed with the statement 'in school, I've learnt about the dangers of sniffing glue or solvents'.

Bullying, perceived local safety, victims and protection

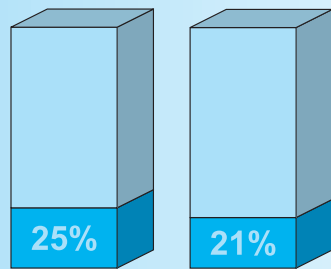

What they told us about their lives:

- 26% (33%) of boys and 39% (47%) of girls reported that they feel afraid of going to school because of bullying, at least 'sometimes'.



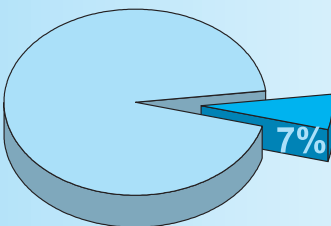
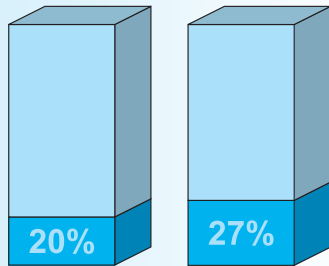
- 25% (31%) of pupils reported that they had been bullied at or near school in the last 12 months.

- 27% (34%) of pupils said that they had been bullied outside at school during playtimes/lunchtimes.



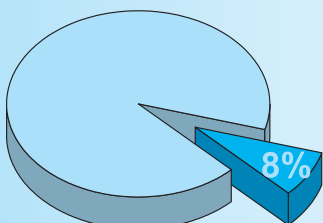
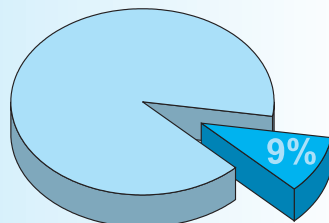
- 25% (27%) of pupils said that they had been bullied in classrooms during playtime and 21% (20%) said 'in the corridors' at school.

- 20% (27%) of boys and 27% (38%) of girls felt that they are bullied because of the way they look.



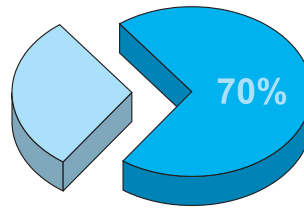
- 7% (10%) said that they had bullied someone else at school in the last 12 months.

- 9% (13%) of pupils said that they have been the victim of violence or aggression in the area where they live, in the last 12 months.



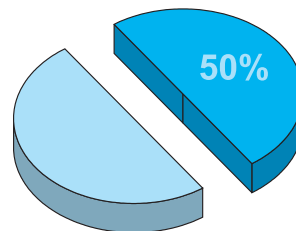
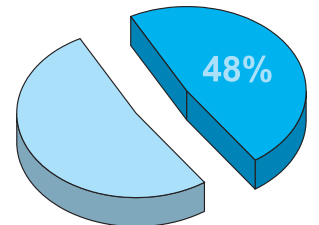
- 8% (15%) said that they are 'fairly sure' or 'certain' that they or their friends carry weapons for protection.

What they told us about how we are doing:



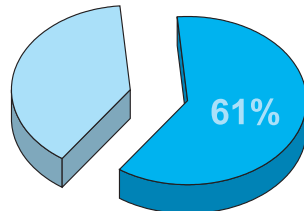
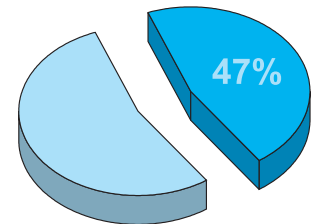
- 70% (60%) of pupils agreed with the statement 'the school takes bullying seriously'.

- 48% (45%) of pupils agreed with the statement 'if children behave badly, the school does something about it quickly'.



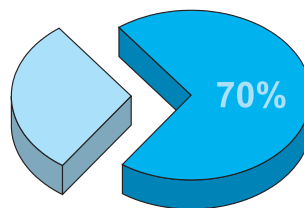
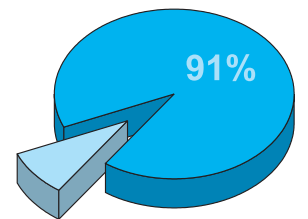
- 50% (38%) agreed with the statement 'the school makes sure the playgrounds and fields are safe for me'.

- 47% (41%) agreed with the statement 'the school makes sure the classrooms and corridors are safe'.




- 61% (59%) of pupils said that there are adults at school they can talk to if they feel threatened.

- 91% (89%) of pupils agreed with the statement 'the school expects the best behaviour from me'.



- 70% (56%) of pupils rated their safety at school as 'good' or 'very good'.

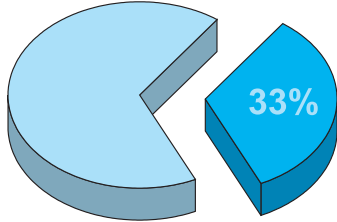
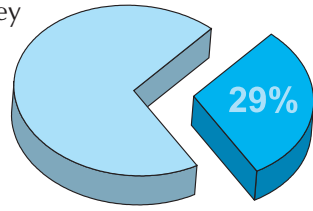
- 20% (26%) of pupils rated their safety when going out after dark as 'poor' or 'very poor'.



Economic Well-being and Equalities

What they told us about their lives:

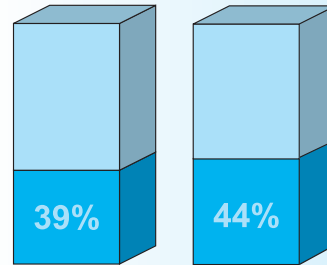
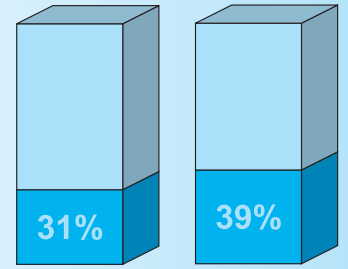
- 29% (25%) of pupils said they worry about money problems 'quite a lot' or 'a lot'.



- 33% (34%) of pupils said they worry about career problems 'quite a lot' or 'a lot'.

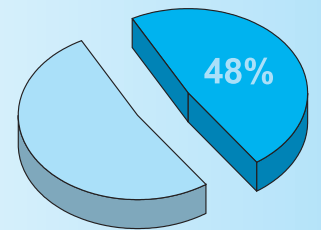
What they told us about how we are doing:

- 31% (28%) of Year 8 pupils and 39% (42%) of Year 10 pupils said that the school has taught them about how businesses work.



- 39% (43%) of Year 8 pupils and 44% (56%) of Year 10 pupils said that they have not learnt about managing money at school.

- 48% (49%) said that the school helps them choose the subjects for their careers.

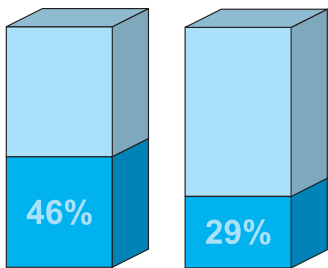
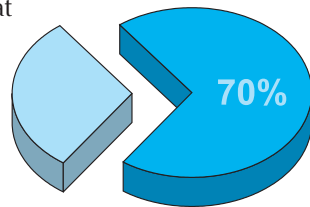


Enjoying and Achieving

School aims & objectives, problems, sources of support & information

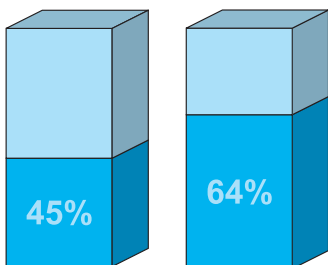
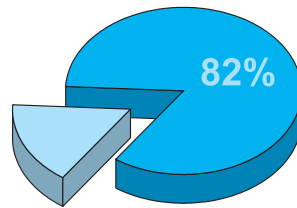
What they told us about their lives:

- 70% (67%) of pupils said that there is someone they can talk with about 'most things' or 'almost everything'.



- 46% (39%) of pupils said that they enjoy school; 29% (33%) said that they do not.

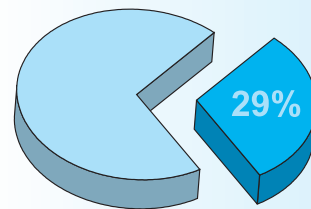
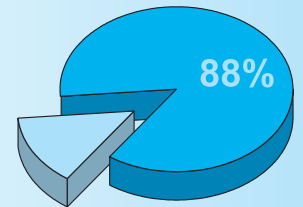
82% (85%) of pupils said that they worry about at least one of the problems in the survey 'quite a lot' or 'a lot'.



- The most commonly reported problem was 'exams and tests'. 45% (50%) of boys and 64% (65%) of girls worried about it 'quite a lot' or 'a lot'.

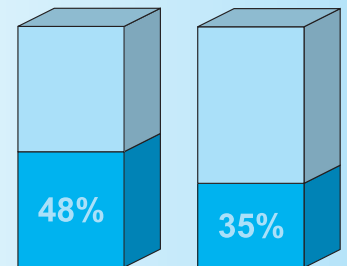
What they told us about how we are doing:

- 88% (87%) of pupils agreed with the statement 'the school helps me to develop skills in literacy, numeracy and ICT'.



- 29% (39%) of pupils disagreed with the statement 'I know what I am going to learn next'.

- 48% (43%) of Year 8 pupils and 35% (36%) of Year 10 pupils agreed with the statement 'my achievements in and out of school are recognised'.


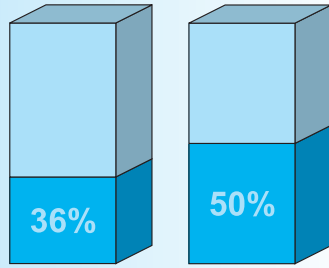


Making a Positive Contribution

Active citizenship, pupils' voice, responsibilities at school

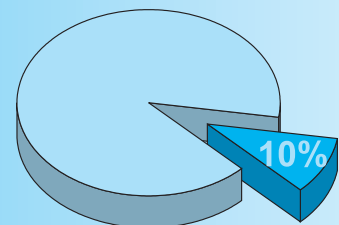
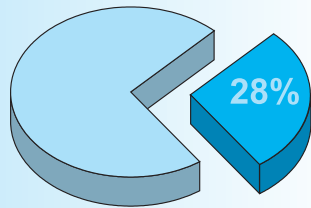
What they told us about their lives:

- 36% (39%) of boys and 50% (52%) of girls said that they care for a younger family member at least 'regularly'.
- 13% (13%) of pupils take part in some sort of youth council or forum.



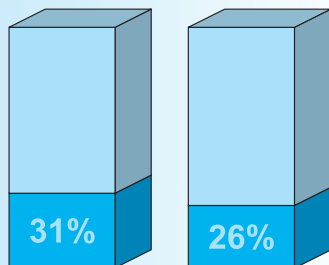
- 29% (28%) of pupils said that they help others (arranged by them) at least 'regularly'.

- 28% (25%) of pupils said that they feel their views and opinions are listened to in school.



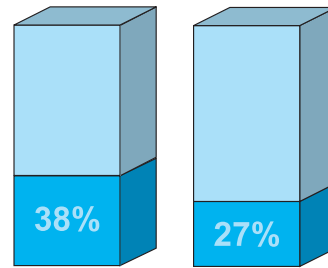
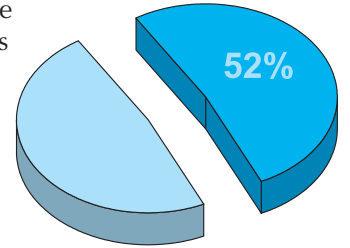
- When asked if they had any special jobs or responsibilities in school, 10% (15%) of pupils said that they have a 'special job in class'.

- 31% (37%) of boys said that getting involved or giving your views about 'life in school' makes 'quite a lot' or 'a big' difference. 29% (26%) of girls said the same.



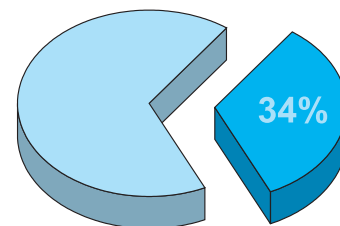
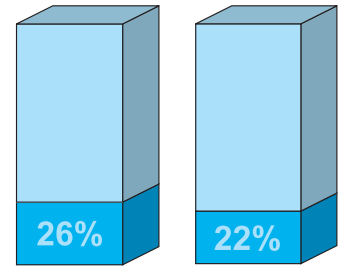
What they told us about how we are doing:

- 52% (52%) agreed with the statement 'the school helps me know about rights and responsibilities'.



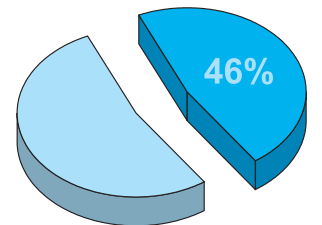
- 38% (38%) of Year 8 pupils and 27% (28%) of Year 10 pupils agreed that the school encourages them to take part and contribute to community events.

- When asked how they were listened to, 26% (25%) said 'talking to teachers' and 22% (24%) said 'school or class council'.



- 34% (34%) said that they have had the chance to do special jobs in school if they wanted.

- 46% (53%) of pupils agreed that their school encourages everyone to take part in decisions, e.g. class councils or school council.

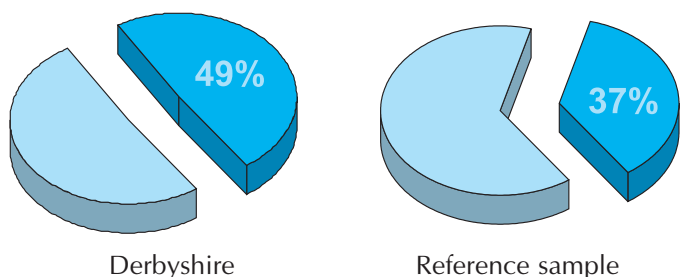


Significant differences between Derbyshire pupils in 2009 and reference samples of schools from across England in 2008

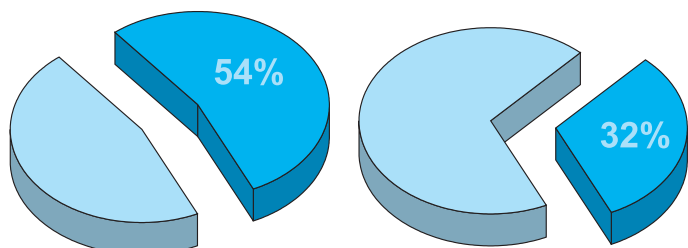
The reference samples with which the Derbyshire figures are compared are drawn from *Young People into 2009* and other local samples. If the difference in the percentages between the two groups is 5% or more, they will appear below.

HIGHER

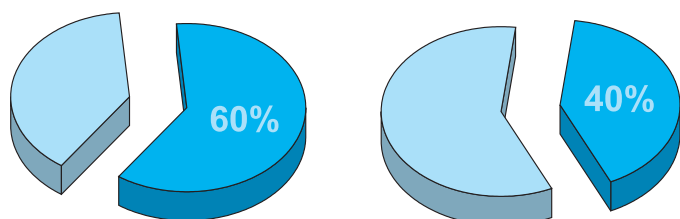
- Drinking during the last week is reported more often by Year 8 and Year 10 pupils in Derbyshire (20% and 47%) than by those of the same ages in the reference sample (9% and 28%).
- More Year 10 pupils in Derbyshire believe that cannabis is *always unsafe* (49%) than do Year 10 pupils in the reference sample (37%), and we might expect that this would translate into a lower propensity to use cannabis. [A similar finding occurred in 2007.]



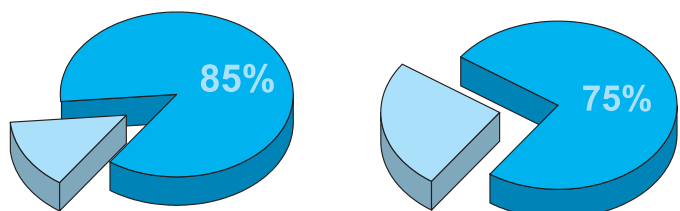
- The proportion of Year 10 pupils in Derbyshire who correctly identified *Chlamydia* as treatable and curable in 2009 (54%) was much higher than in the reference sample (32%). [This repeats a similar positive finding in 2007.]



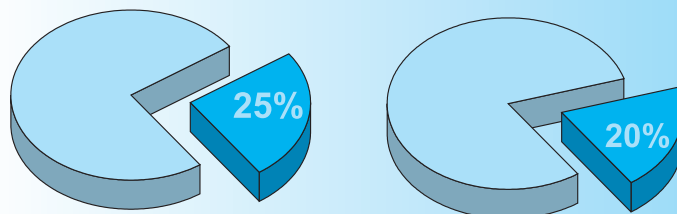
- About 60% of pupils in Derbyshire agree that *The school helps me work as part of a team*, which compares with 40% of the reference sample.



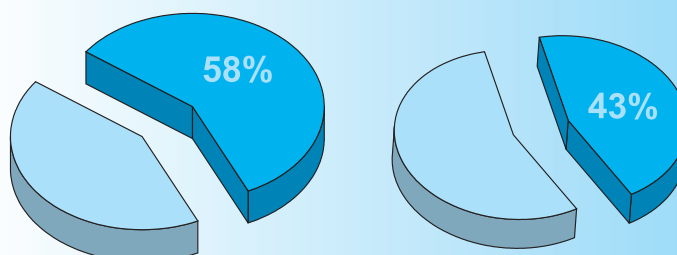
- This proportion of pupils reporting worry about at least one issue (85%) is higher than we see in the reference sample (75%).



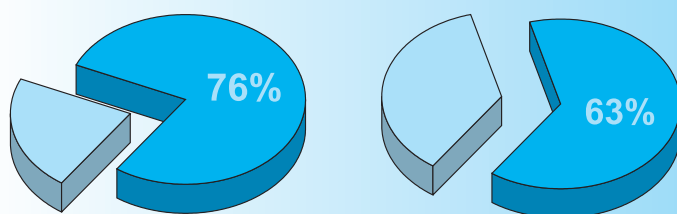
- Derbyshire pupils seem more likely to report instances of bullying (25%) than do those in the reference sample (20%). This repeats a finding from 2007.



- Compared with the reference sample (43%), the proportion of Year 10 pupils in Derbyshire in 2009 who reported awareness of a local sexual health service for young people was markedly higher (58%).

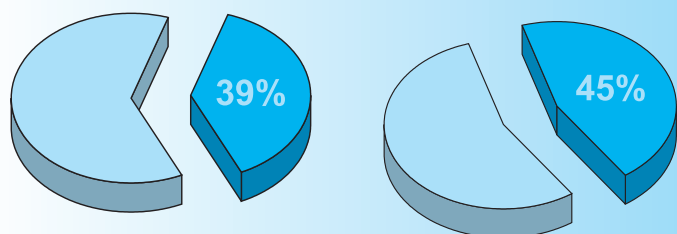


- Year 10 pupils in Derbyshire showed greater confidence in the reliability of condoms as a method of preventing infections (76%) than did those in the reference sample (63%).



LOWER

- It seems that over a third of pupils in Derbyshire may be exposed to cigarette smoke at home (39%); though this seems less than in the reference sample (45%). This is similar to the findings in 2007.



The Way Forward – over to you

Our thanks go to the staff and young people in schools for their time and contributions to this survey.

Schools involved were:

- Ashgate Croft School
- Ilkeston School
- Belper School
- Newbold Community School
- Bennerley School
- Parkside Community School
- Chapel-en-le-Frith High School
- Queen Elizabeth's Grammar School
- Dronfield Henry Fanshawe School
- Swanwick Hall School
- Highfields School
- The Bolsover School
- Hope Valley College
- The William Allitt School

As a result of their work we have excellent data to be used by schools, the Education Authority, the PCT as well as other statutory and voluntary agencies that support the health of young people in Derbyshire. This work will inform action plans for joint working between and within organisations involved in improving the health and well-being of pupils in schools. Everyone working with young people might feel there is something to respond to in the results.

For further information about the survey contact:

Steve Ford
School Improvement Adviser,
Derbyshire County Council

steve.ford@derbyshire.gov.uk

John Hadfield House
Dale Road
MATLOCK
Derbyshire
DE4 3RD

Tel: 01629 580000



**Schools
Health
Education
Unit**

**SHEU
The Schools Health
Education Unit
Tel: 01392 66 72 72
www.sheu.org.uk**

This report was prepared for Derbyshire County Council by **Dr. David Regis** of SHEU. The Unit specialises in questionnaire surveys of children and young people for Local Authorities, PCTs, voluntary agencies, charities, schools and colleges, and other partnerships. SHEU is also able to undertake consultation, monitoring and evaluation exercises, and bespoke research.

Every Child Matters

DERBYSHIRE
County Council
Improving life for local people

