



New Mills

High Peak

New Mills

1

Whaley Bridge

A6

2





Chapel-en-le-Firth

3

Dove Holes

- 1 New Mills
- 2 Whaley Bridge
- 3 Chapel and Hope Valley

Key

-  Derbyshire Boundary
-  Electoral Divisions
-  EPS Corridor
- Traffic Signal Priority**
-  Signalised Junction

0 500 1,000 m

